



Borough of Tamworth

Marmion House,
Lichfield Street, Tamworth,
Staffordshire B79 7BZ.

Enquiries: 01827 709 709
Facsimile: 01827 709 271

**INFRASTRUCTURE, SAFETY AND GROWTH
SCRUTINY COMMITTEE**

16 March 2022

Dear Councillor

A Meeting of the Infrastructure, Safety and Growth Scrutiny Committee will be held in **Council Chamber, Marmion House, Lichfield Street, Tamworth, B79 7BZ on Thursday, 24th March, 2022 at 6.00 pm.** Members of the Committee are requested to attend.

Yours faithfully

A handwritten signature in black ink, consisting of a stylized 'A' followed by a long horizontal line that tapers to a point on the right.

Chief Executive

A G E N D A

NON CONFIDENTIAL

- 1 Apologies for Absence**
- 2 Minutes of the Previous Meeting (Pages 5 - 12)**
- 3 Declarations of Interest**

To receive any declarations of Members' interests (personal and/or personal and prejudicial) in any matters which are to be considered at this meeting.

When Members are declaring a personal interest or personal and prejudicial interest in respect of which they have dispensation, they should specify the nature of such interest. Members should leave the room if they have a personal and prejudicial interest in respect of which they do not have a dispensation.

4 Update from the Chair

To receive an update from the Chair

5 Responses to Reports of the Infrastructure Safety & Growth Committee

Update on responses received to Reports of the Infrastructure Safety & Growth Committee

6 Consideration of Matters referred to the Infrastructure Safety & Growth Committee from Cabinet or Council

(Discussion item)

7 Tamworth Community Safety Plan 2020-2023 (2022 Annual Refresh) (Pages 13 - 66)

(Report of the Assistant Director, Partnerships)

8 Renewal of Nuisance Vehicle Public Space Protection Order (Pages 67 - 72)

(Report of the Portfolio Holder for the Voluntary sector, Town Centre, Evening economy & Community Safety)

9 Dry Re-cycling Contract update

(To receive an update on the Dry Recycling Contract)

10 Future High Streets Fund Update (Pages 73 - 78)

(Report of the Leader of the Council)

11 Forward Plan

(Discussion item – link to Forward Plan is attached)

<http://democracy.tamworth.gov.uk/mgListPlans.aspx?RPId=120&RD=0&bcr=1>

12 Draft Annual Report of the Infrastructure Safety & Growth Scrutiny Committee - 2021/22 (Pages 79 - 94)

(Report of the Chair of the Committee)

13 Exclusion of the Press and Public

To consider excluding the Press and Public from the meeting by passing the following resolution:-

“That in accordance with the provisions of the Local Authorities (Executive Arrangements) (Meeting and Access to Information) (England) Regulations 2012, and Section 100A(4) of the Local Government Act 1972, the press and public be excluded from the meeting during the consideration of the following business on the grounds that it involves the likely disclosure of exempt information as defined in paragraph 3 of Part 1 of Schedule 12A to the Act and the public interest in withholding the information outweighs the public interest in disclosing the information to the public”

At the time this agenda is published no representations have been received that this part of the meeting should be open to the public.

14 Reset & Recovery - Regeneration of Marmion House update (Pages 95 - 152)

(To receive an update from the Assistant Director, Regeneration & Growth and Head of Economic Development and Regeneration and supporting documentation)

Access arrangements

If you have any particular access requirements when attending the meeting, please contact Democratic Services on 01827 709267 or e-mail democratic-services@tamworth.gov.uk. We can then endeavour to ensure that any particular requirements you may have are catered for.

Filming of Meetings

The public part of this meeting may be filmed and broadcast. Please refer to the Council's Protocol on Filming, Videoing, Photography and Audio Recording at Council meetings which can be found [here](#) for further information.

If a member of the public is particularly concerned about accidental filming, please contact a member of Democratic Services before selecting a seat

FAQs

For further information about the Council's Committee arrangements please see the FAQ page [here](#)

To Councillors: S Goodall, T Clements, J Chesworth, R Claymore, C Cooke, A Cooper,
J Harper, Dr S People and B Price



**MINUTES OF A MEETING OF THE
INFRASTRUCTURE, SAFETY AND
GROWTH SCRUTINY COMMITTEE
HELD ON 16th FEBRUARY 2022**

PRESENT: Councillor S Goodall (Chair), Councillors T Clements, R Claymore, A Cooper and Dr S Peple

CABINET: Councillor Stephen Doyle

The following officers were present: Anna Miller (Assistant Director – Growth & Regeneration), Matthew Fletcher (Head of Economic Development and Regeneration) and Jo Hutchison (Democratic Services, Scrutiny and Elections Officer)

71 APOLOGIES FOR ABSENCE

Apologies for absence were received from Councillors J Chesworth and B Price.

The Chair thanked Councillor M Summers for his contribution to the Committee following his retirement as a member of this Committee as a result of his appointment to Cabinet.

72 MINUTES OF THE PREVIOUS MEETING

The minutes from the previous meeting held on 19 January 2022 were approved as a correct record.

(Moved by Councillor Dr S Peple and seconded by Councillor R Claymore)

73 DECLARATIONS OF INTEREST

There were no declarations of interest.

74 UPDATE FROM THE CHAIR

The Chair reported that:

1. A Community Safety Focus Half Day had been held on 15th February 2022, to which all councillors had been invited and which was designed to

provide councillors with a forum to discuss with Officers and external partners in further depth the work to support community safety in Staffordshire and locally in Tamworth. This forum had brought together councillors, officers and external partners to discuss matters raised by constituents with councillors, the work and the priorities of the Staffordshire Commissioner and Tamworth Police and the Local Business Crime Partnership.

The Chair was seeking feedback from those who attended the event to inform future sessions. The Chair and Vice-Chair thanked councillors and officers for their attendance at the session.

2. The Committee's annual report was being prepared and would be presented to the March meeting of the Committee, prior to presentation to full Council in the next municipal year.
3. The Committee's recommendations to full Council following the Committee's consideration of aspects of Motion to Enjoy Fireworks Responsibly would be presented to full Council on 22 February 2022.

75 RESPONSES TO REPORTS OF THE INFRASTRUCTURE SAFETY & GROWTH SCRUTINY COMMITTEE

The Chair reported that following the 19th January 2022 Committee meeting, where this Committee received an update on the Castle Curtain Wall he attended Cabinet on 20th January, where this matter was an item for decision. At that Cabinet meeting the Chair reported to Cabinet the following recommendations from the Infrastructure Safety & Growth Scrutiny Committee had resolved to recommend to Cabinet that:

1. Cabinet instruct that the contracted castle architects act as external quality assurance for the works;
2. previous contractors performance be taken into account in the tender appraisal.

The Chair reported that Cabinet approved these recommendations as part of the overall approval of the project.

76 CONSIDERATION OF MATTERS REFERRED TO THE INFRASTRUCTURE SAFETY & GROWTH COMMITTEE FROM CABINET OR COUNCIL

No new items were identified.

77 ECONOMIC DEVELOPMENT SERVICE WORKPLAN

The Chair welcomed the Portfolio Holder for Skills, Planning, Economy and Waste, Councillor S Doyle, the Assistant Director Growth & Regeneration and the Head of Economic Development and Regeneration to the meeting to provide an overview of the proposal to define and agree a 3-year work plan, with associated resources that addressed key council priorities, by delivering tourism and economic development focused activity, primarily in the town centre. The Chair

reported that this item was before the Committee for its consideration prior to Cabinet on 17th March 2022.

The Portfolio Holder introduced the report and highlighted the key points which would be covered; Staffordshire Destination Management Partnership (Staffordshire DMP), a package of economic measures focussed on the town centre and a change in focus of the grants available.

The Head of Economic Development and Regeneration highlighted the following areas to the Committee:

1. The challenges faced by the local economy and particularly the town centre / high street in terms of the COVID pandemic and changing consumer behaviours as well as the opportunity offered by the investment in the Tamworth town centre as part of the Future High Street Fund.
2. In terms of tourism and heritage development theme, the proposal was to invest in the Staffordshire DMP as well as to invest in a bespoke Borough wide tourism action plan to increase the tourism offer, working with stakeholders. This required a clear picture of deliverable actions, review of the suite of materials used, channels used, and to understand the target market for tourism in Tamworth; whether that be potentially families, overnight stays, and / or commercial tourism to accommodate local developments.
3. In terms of the town centre business support programme, the proposal involved externally commissioned business advisers who would actively support town centre businesses' growth in order to; (i) attract and support new businesses to open in the town centre, (ii) encourage existing businesses growth and (iii) encourage diversification of business types with a focus on food / hospitality and leisure / heritage. In conjunction with this it was planned to introduce town centre business grants in place of the current start up business grants to support businesses to adapt and grow and to realise the opportunities provided as a result of the Future High Street Fund programme.

The Committee commented and sought clarifications in the following areas:

- How any external business advisers would work with the existing Economic Development team, where it was reported that they would assist in providing additional resource to the team as well as further expertise in this specific area, from their experience of working with other councils, which would support the more general project management experience of the team.
- The remit for the business adviser role and the cost / benefit analysis undertaken. It was reported that the tender documentation included details of the outputs required to be delivered by the business advisers, and benchmarking with other councils had been undertaken, however some flexibility had been retained in terms of the specific activities provided by any supplier.
- More analysis around the benefits the business advice service would bring was sought, where it was reported that this service would aim to upskill town centre businesses and to provide additional support to them, which following the impact of the pandemic, was required to help some

businesses to adapt, including in terms of use of social media. It was reported that this would be expected, over several years, to benefit the town centre street scene and create further employment. It was further reported that, at times, given the regulatory nature of some of the council's activities, some businesses could be more receptive to seeking and receiving advice from external business advisers which could result in overall improvements for the wider town.

- Further details around the benefits of the Staffordshire DMP for Tamworth, and whether the larger figure to be allocated to this over three years, would deliver locally to Tamworth and whether the investment could be better spent locally. It was reported that to share in the best practice across Staffordshire required the council to make this investment, and that the position was proposed to be reviewed in the second year to determine whether to continue with a third year. The Committee discussed whether an earlier review, prior to the investment in the second year, could be appropriate.
- How we advertise Tamworth as a tourism destination, where it was reported that to be effective there needed to be a tourism strategy / an action plan, with a budget alongside, to ensure that our social media presence and wider advertising was co-ordinated and that these types of activities would be explored further.
- The challenges faced by small business, including the difficulties with business rates, which were Government, not council, controlled and what the council was doing to work for a better business tax, all of which would keep people investing in Tamworth. It was reported that in Tamworth smaller premises and new premises to be delivered as part of the Future High Street fund would be designed with small business rates relief in mind.
- Clarification on the costings for all aspects of the proposals within the report was sought where it was reported that all the proposals within the report were within current budgets and no additional resources were required. The report aimed to provide details of the refocussing of activities and resources to deliver on the recommendations outlined in the report.
- The intended focus of the new grants proposed in terms of encouraging diversification of business types focussed on food / hospitality and leisure / heritage, and whether the focus was intended to be to more sectors. It was reported that where town centres nationally had focussed on their food / hospitality and leisure / heritage offerings, their town centres had fared well, and studies had shown this. As a result the proposal was, whilst not ignoring other sectors, to support the town centre by encouraging more choice within the sectors identified which could promote diversification within them, by supporting, for example, different types of food / hospitality offerings within Tamworth and/or venues targeted at different end users.
- In terms of the grants process, and the budgets allocated, which were intended to run quarterly, whether there was sufficient flexibility to manage grants to both smaller businesses and potentially, exceptionally, to a larger chain within the current scheme, which it was reported would be the case.
- Whether further consideration could be given in future reports to the environment and sustainability implications section and whether when

initiatives being promoted could provide opportunities in these areas, such opportunities could be identified in these reports.

Following discussion by the Committee, it was agreed that Recommendation 1 in the report be amended, as set out below, and Recommendation 4 be added.

RESOLVED that the Committee noted and recommended to Cabinet that:

1. A financial contribution be made to support Staffordshire Destination Management Partnership (DMP) for financial year 2022/2023 with delegated authority given to the Assistant Director Growth and Regeneration in consultation with the relevant Portfolio holder(s) to make a decision on extending the contribution into financial years 2023/2025.
2. The package of economic measures detailed in the report focusing on Town Centre businesses and the wider tourism based economy be agreed.
3. The change of focus was noted from the current Start-Up Business grant to the Town Centre Business Grant.
4. Organisations which remained at this time subject to investigation by HMRC in respect of any applications for COVID related claims would be ineligible for Town Centre Business Grants.

(Moved by Councillor Dr S Peuple and seconded by Councillor S Goodall)

The Committee thanked the Head of Economic Development and Regeneration for his, and his team's, work in processing the COVID recovery grants during the pandemic.

The Portfolio Holder and the Officers left the meeting.

78 INFRASTRUCTURE SAFETY & GROWTH SCRUTINY COMMITTEE WORK PLAN REVIEW

The Committee considered its work plan and updated it as follows:

Infrastructure, Safety and Growth Scrutiny Work Plan

Work Plan 2021 - 2022	
DATE	SUBJECT
24th March 2022	Community Safety Plan
24th March 2022	Annual report (draft) of the IS&G Committee
24th March 2022	Waste Management update
24th March 2022	Future High Streets Fund update
24th March 2022	Reset & Recovery – Marmion House regeneration
June 2022	Overview of Borough Council services relating to Community Safety
Quarterly updates	Future High Street Fund (Growth)
Quarterly updates	Waste Management
Quarterly	Reset & Recovery updates
Date to be confirmed	Council Housing Repairs Policy
Date to be confirmed	Review of policy / engagement with stakeholders relating to Travellers
Date to be confirmed	Fire Safety Update
Date to be confirmed	EV Charging update
Date to be confirmed	Review of Taxi Licensing Policy – Points System
Date to be confirmed	Amington local centre
Date to be confirmed	Town Hall
Date to be confirmed	Local Plan

Working Groups		
Topic	Possible WG Members	Target IS&G Com meeting date
Review of policy / engagement relating to Travellers		
Facilities for HGV Drivers in Tamworth	Cllrs B Price (WG chair) Dr S Peale and R Claymore	

Upcoming Infrastructure, Safety and Growth Scrutiny Committee Meetings
24 th March 2022

79 FORWARD PLAN

No further items were identified from the Forward Plan for inclusion in the Committee's work plan at this time.

80 WORKING GROUP UPDATES

There were no working group updates.

Chair

This page is intentionally left blank

INFRASTRUCTURE, SAFETY AND GROWTH SCRUTINY COMMITTEE

THURSDAY 24TH MARCH 2022

REPORT OF THE ASSISTANT DIRECTOR - PARTNERSHIPS

TAMWORTH COMMUNITY SAFETY PARTNERSHIP PLAN 2020-2023 (2022 ANNUAL REFRESH)

EXEMPT INFORMATION

None

PURPOSE

To consider the draft annual refresh of the Tamworth Community Safety Partnership Plan 2020-2023

RECOMMENDATIONS

It is recommended that Scrutiny Committee

1. Consider the Tamworth Community Safety Plan 2022 Refresh for recommendation for endorsement by Cabinet
2. Consider and recommend that Cabinet continue to endorse the main three year overarching plan only from 2023 following review by Scrutiny.
3. Recommend the endorsement of the annual refresh of the Community Safety plan be considered at Scrutiny only for publication from 2024
4. Report to Cabinet as required should annual refresh report highlight any new or updated priorities or actions for the Council

EXECUTIVE SUMMARY

The Tamworth Community Safety plan 2020-2023 is a three year rolling plan which outlines how partners are going to collectively tackle community safety issues in the Tamworth borough. The 2022 refresh highlights what has been achieved against the outcomes set in the previous year and to outline priorities moving forward identified in the Community Safety Strategic assessment (Appendix 2)

The coronavirus (COVID-19) pandemic continues to have an unprecedented impact on the lives of everyone. The virus and measures to control rates of infection (such as the national lockdowns, systems to limit social contact, and the temporary closure of education settings) have had a significant impact on many; directly affecting individual's physical health, mental health and well-being, education and employment.

The pandemic has continued to impact the operation and delivery of front-line services including use of personal protective equipment (PPE) and limiting non-essential face to face contact with the public and service users, and with other professionals.

The combined impact of reduced contact with the public, significant limitations on travel and social contact, the closure and strict restrictions in public spaces and recreational spaces, is that services have seen unprecedented shifts in demand.

As a result, the data in this year's annual Community Safety Strategic Assessment refresh report, remains irregular, and that observations and analysis should be considered in the context of the coronavirus pandemic and its impact on 'normal' day-to-day life.

It is felt, however, that all priorities are relevant and proportionate as the borough continues to emerge from the pandemic and all require a robust multi-agency response in order to have a positive impact on people's quality of life.

The 2022 Community Safety refresh plan is attached as Appendix 1 and will be updated on Scrutiny recommendation for endorsement by Cabinet prior to publication on Tamworth Borough Council webpage.

Tamworth Borough Council is the lead partner, but the plan is agreed by all key statutory and voluntary partners and Partnership continues to work together to reduce crime and ASB to improve public perception, wellbeing and community safety in Tamworth.

Future Plans

At this time, Cabinet are asked to endorse the 3 year plan and its refresh every year following consideration by Scrutiny.

It is proposed that from the next full Community Safety Strategic Assessment in 2023 that the annual refresh remains under the Scrutiny of the IS&G committee for endorsement and publication, with the full plan (2023-26) only requiring Cabinet endorsement (unless there are significant changes to the priorities).

The IS&G Scrutiny Committee are the agreed scrutiny under the Council's constitution for the Community Safety Partnership.

This will provide opportunity for Scrutiny to continue to have more detailed oversight from Tamworth Police, the Assistant Director Partnerships, Portfolio Holder and the Staffordshire Commissioners Office on an annual basis via Councillor seminars other updates.

2021 Achievements and Challenges

- Continued positive partnership approach to vulnerable people in our communities
- Continued high referral to Domestic Abuse support agencies with increased awareness of domestic abuse through sharing of County wide campaigns
- Continued reduced Police reported ASB
- Continued demand on noise complaint and neighbour disputes with improved lower lever interventions for resolution

- Work with Staffordshire Commissioners Office County Hate Crime and ASB Support/Mediation commissioning and contract
- Support for CT CIC Befriending line
- Renewal of Tamworth Advice Centre contract
- Support for mental health is a priority for all agencies with ongoing work with VCSE partners and Midland Partnership Foundation Trust
- Further lottery funding for Tamworth Covid-19 Partnership
- There has been a fall in serious violence and crime overall
- Ongoing local work to address County lines and substance misuse problems
- Support for County and Staffordshire Commissioners Office diversionary activity
- Increased partnership working for awareness campaigns around community safety issues

Further activity is outlined in the Community Safety Plan annual refresh.

2022-2023 Priorities

Using partnership data and the updated Tamworth Community Safety Strategic Assessment 2021, the following key partnership priorities remain:

- **Anti-Social Behaviour (ASB)**
- **Domestic Abuse and Stalking & Harassment**
- **Car Key Burglary and Vehicle Theft**
- **Community Cohesion and Tackling Extremism**
- **County Lines**
- **Public Place and Serious Violence (including Knife Crime)**
- **Vulnerable Persons and Contextual Safeguarding (including Drugs, Alcohol and Mental Health)**

The Community Safety Plan will be continue to be overseen by the Tamworth Partnership Coordination Group

All work streams continue to have a robust work plan with a number of underlying principles to ensure that we embed our approach to delivery of the plan:-

- Prevention wherever possible
- Early intervention
- Targeting prolific offenders
- Targeting resources to hotspot areas
- Supporting victims
- Increasing public confidence

Through early intervention the CSP will prevent issues escalating, reducing harm to individuals and ensuring that they receive help and support as early as possible.

Locality Deal Funding

The Staffordshire Commissioners Office (SCO) has confirmed the Tamworth LDF allocation from April 2022 is £61,394 per year to support in order to:-

- support the development / commissioning of discreet schemes to address local priorities, as highlighted in the strategic assessment (using an updated agreed formula); and
- support the development / commissioning of joint initiatives to address shared priorities where this is appropriate / advantageous, as identified via the strategic assessment and the Strategic Community Safety Forum;

This allocation of will be made available throughout the current Commissioners term(3 years), reliant on the CSPs providing assurance over their capacity to manage the funding, submitting an outline spend to the Commissioner at the beginning of each financial year for sign off and a brief evaluation report at the end of each financial year.

In addition £10,000 is made available for 2022/23 to support more dynamic, local problem solving of antisocial behaviour (ASB) issues, with projects identified and agreed through local tasking processes.

The Partnership has begun to identify relevant projects for endorsement by the Staffordshire Commissioners Office by May 2021. All partners will be involved in the spend plan which will give some sustainability and stability as a result of this decision by the SCO.

OPTIONS CONSIDERED

None – the CS Plan is required under the Crime and Disorder Act 1998

RESOURCE IMPLICATIONS

Plan will be delivered within existing partnership officer, neighbourhood's team, environmental team and other statutory partner resource.

Funding sources are primarily through the Locality Deal Fund

LEGAL/RISK IMPLICATIONS BACKGROUND

All legal risks covered by legislation and agreed process

SUSTAINABILITY IMPLICATIONS

To be reviewed on a quarterly basis by the Partnership Coordination Group and by annual assessment

BACKGROUND INFORMATION

The Crime and Disorder Act 1998 changed the way crime and anti-social behaviour were to be tackled. It recognised that in order to be effective, agencies needed to work together to address the issues collectively. Each local area formed a Crime and

Disorder Reduction Partnership (CDRP) which are now called Community Safety Partnerships.

A comprehensive Community Safety Strategic Assessment is undertaken in Staffordshire and Stoke-on-Trent every three years and an annual update is undertaken in the remaining two years. Additionally this process is undertaken in each district / borough Authority.

Data from a wide range of sources was analysed to show how the CSP compares with other areas for the priority crime types and how volumes and rates have changed over time and how they vary by ward. Information from research was used to describe any notable risk factors and victim and offender characteristics as well as approaches to partnership working.

REPORT AUTHOR

Jo Sands, Assistant Director - Partnerships

LIST OF BACKGROUND PAPERS

APPENDICES

Appendix 1 – Draft CS Plan 2020-23 (2021 REFRESH)

Appendix 2– 2020 Community Strategic Assessment REFRESH

This page is intentionally left blank



Tamworth Community Safety Partnership Plan 2020-2023

Update 2022

1 Table of Contents

1. INTRODUCTION.....	2
2. BACKGROUND.....	2
3. Achievements in 2021.....	3
3.1. Anti-Social Behaviour.....	3
3.2. Burglaries (Car Key).....	4
3.3. County Lines.....	4
3.4. Domestic Abuse, Stalking and Harassment	4
3.5. Violence – Public Place	5
3.6. Vulnerable Persons and Contextual Safeguarding (inc Drugs)	5
4. PRIORITIES 2020-23	6
4.1 Anti-Social Behaviour.....	8
4.2 Car Burglary and Vehicle Theft	8
4.3 Community Cohesion and Tackling Extremism.....	8
4.4 County Lines.....	9
4.5 Domestic Abuse and Stalking & Harassment.....	9
4.6 Public Place Violence (including Knife Crime).....	9
4.7 Vulnerable Persons and Contextual Safeguarding (including Drugs, Alcohol and Mental Health)...	9
5. Links to other strategies	10
6. Underlying Principles	10
7. How we will deliver.....	11

1. INTRODUCTION

Welcome to the Tamworth Community Safety Partnership Strategy 2020 – 2023 (**2022 Refresh**). This document is a three-year rolling plan which outlines how we are going to collectively tackle community safety issues in the Tamworth borough, how we have achieved against the outcomes set in the previous years and what we will prioritise this year.

All the priorities require a robust multi-agency response, but because they are important for residents and communities, achieving them will have a positive impact on people's quality of life.

The Partnership continues to work together to reduce crime and ASB to improve public perception, wellbeing and community safety in Tamworth

This plan is the annual update 2022 recognising the significant impact on our communities of the COVID-19 pandemic.

2. BACKGROUND

The Crime and Disorder Act 1998 changed the way crime and anti-social behaviour were to be tackled. It recognised that in order to be effective, agencies needed to work together to address the issues collectively. Each local area formed a Crime and Disorder Reduction Partnership (CDRP) which are now called Community Safety Partnerships.

A comprehensive Community Safety Strategic Assessment is undertaken in Staffordshire and Stoke-on-Trent every three years and an annual update is undertaken in the remaining two years. Additionally, this process is undertaken in each district / borough Authority.

With the continuation of the impact of the Covid pandemic, the data in the 2022 annual Community Safety Strategic Assessment refresh report is irregular, and that observations and analysis should be considered in the context of the coronavirus pandemic and its impact on day-to-day life. Restrictions imposed as part of the government approach to controlling the Coronavirus pandemic have resulted in significant reductions in recorded crime and disorder from mid-March 2020 onwards

The full Strategic Assessment methodology includes the use of a risk scoring matrix called MoRiLE (a technique for Managing Risk in Law Enforcement that ranks crime and disorder issues based on threat risk and harm to individuals, communities and organisations) It differs in that it ranks priorities/themes based on threat risk and harm as opposed to relying mainly on volume of crime figures.

Data from a wide range of sources was analysed to show how the CSP compares with other areas for the priority crime types and how volumes and rates have changed over time and how they vary by ward. Information from research was used to describe any notable risk factors, victim and offender characteristics as well as approaches to partnership working.

The priorities are then ranked against a number of factors, including volume, trend over time, residents' perceptions and how much it was felt that the partnership can influence. This was then reviewed by our stakeholders and finally the top ranked priorities were analysed in depth, to help guide practitioners in formulating actions that they feel will have an impact on each priority.

The Tamworth Community Safety Partnership is made up of Responsible Authorities (those bodies for whom membership of the CSP is a statutory obligation) and voluntary members.

Our statutory partners are:

- Tamworth Borough Council
- Staffordshire County Council
- Staffordshire Police
- Staffordshire Commissioners Office
- Staffordshire Fire and Rescue Service (FARS)
- National Probation Service
- Staffordshire & West Midlands Community Rehabilitation Company
- Southeast Staffs and Seisdon Peninsula Clinical Commissioning Group – Primary Care Network
- Midlands Partnership NHS Foundation Trust
- Support Staffordshire
- SCVYS

In addition to our statutory partners, we also work with many voluntary and private sector partners as well as community groups to collectively implement and deliver initiatives that will help keep the Tamworth borough a safe place to live, work and visit.

3. Achievements in 2021

3.1. Anti-Social Behaviour

- Summer holiday positive diversionary activities (Covid restricted) delivered 14,000 hours of activities through the Staffordshire Commissioners Office Space summer activity diversionary and the Holiday Activities Food Fund.
- Contribution to diversionary activity in Easter and Half terms through Locality Deal Funding
- Support of the Holiday and Food Activity Fund
- Expansion of the use of the Noise App for reporting of neighbour noise concerns
- Councillor funding for improving estates to combat ASB in conjunction with the Street Scenes department and activities held in conjunction with the commonwealth games.
- Customer satisfaction with the Council ASB response is 68%
- Work in town centre to address aggressive begging using ASB tools available for those identified not to be homeless or rough sleeping
- Majority of complaints resolved by low level interventions – top issues noise, pets and gardens
- The Staffordshire Commissioners Officer for Police Fire and Crime has provided further money specifically for use towards curbing ASB.
- Addition of agenda item onto the Tamworth Vulnerability Partnership meeting of youth ASB to discuss individuals. Since the introduction in September, 8 cases of Youth ASB have been discussed at the weekly meeting

Lead Partners: Tamworth Borough Council/Staffordshire Police

Direction of travel:

Reduction (-19%) in Reported ASB to the Tamworth Policing Team over 12 months ending Dec 2021. Reports to the Council remain consistent with small rise in noise complaints. (Covid related)

Points of Note;

1 injunction awarded at court

2 outright possession orders awarded at court

43 First stage letters

1 Antisocial Behaviour Contract

70 Community Protection Notice Warning

1 successful prosecution

3 FPNs issued

2 Good Neighbour Agreement / ABC

11 Community Protection Notice

3.2. Burglaries (Car Key)

- Ongoing Police partnership work across forces with significant arrests and progress made
- There will be an increased use of Smart Alert, media to inform the public of trends, hotspots and crime prevention advice.

Lead Partners: Staffordshire Police

Direction of travel:

Reduction (-32%) in residential burglaries, includes car key, from 152 offences to 103, the trend is much lower than in previous years.

3.3. County Lines

- The Sapling Project continues to support young people 7-12 years at risk of exclusion
- Multi Agency Child Exploitation (MACE) panels established with Staffs CC
- Organised crime groups are identified and mapped to use intelligence for disruption.
- Police Actions to identify risk areas and young people through the Inspire to Change programme ongoing actions as part of patrol strategies.
- Providing support for the substance misusers would reduce the requirement for supply and therefore reduce the need for suppliers and in turn Organised Crime Groups. With the use of media campaigns, charities and education in school, messages to parents to reduce.
- Housing are proactive with housing issues through Cuckooing using injunctions and repossessions.
- Awareness and intervention through the SCO commissioned contract with Catch-22

Lead Partner: Staffordshire Police

Direction of travel:

The amount of County lines that are currently running has reduced and there has been some significant targeting for this type of offending. In the last 6 Months over 250 wraps of class A drugs, 200g Cocaine, £7000 cash and further illegal substances worth over £5000 have been recovered. There are numerous ongoing investigations and custodial sentences totalling over 10 years have been brought down on offenders.

Saplings in Tamworth is working with 75 individuals and families; The criterias met within this whole number is:

- | | |
|----------------------------|-------------------------------|
| • Children in Need of Help | • Domestic Violence and Abuse |
| • Health and Wellbeing | • Missing School |
| • Financial Exclusion | • Missing person |

3.4. Domestic Abuse, Stalking and Harassment

- Ongoing development of the Multi Agency Risk Assessment Conference (MARAC) meetings reducing risk of domestic homicide and protecting the most vulnerable. Multi Agency Tasking and Coordination (MATAC) for offenders is being introduced.
- Continued work with NEW ERA for Independent Domestic Violence Advisors and Early Intervention Services county wide (funded through the Staffordshire Commissioner and Staffordshire County Council)
- Working in partnership to ensure safe accommodation in Tamworth and Lichfield using the secured funding to ensure compliance under the provisions of the forthcoming Domestic Abuse Act.
- Money allocated from the Safer Accommodation initiative was used to assist the Pathway refuge with complex needs in the Tamworth refuge.
- Ongoing Police work to ensure service of Domestic Violence Prevention Notices for perpetrators and ensure safeguarding of victims.
- Promotion of the use of Clare's Law.

- Use of SPO (Stalking Protection Orders) – DVPO (Domestic Violence Prevention Order) and DVPW (Domestic Violence Protection Warning).
- Promotion and support for domestic abuse campaigns with partners, such as the 16 days of awareness and the White Ribbon Campaign from 25th November.
- Working to obtain the White Ribbon accreditation in organisations.
- Violence against women and Girls work and safer street projects.

Lead Partner: Staffordshire Police / Tamworth Borough Council

Direction of Travel;

Reported domestic abuse is down by 14% in the last 12 months from 2058 to 1779 reports. Positive outcomes for these offences have risen from 13% to 19% in the year also.

Stalking offences have increased by 32% from 145 reports to 191. Positive outcomes for these offences have risen from 11% to 18% in the year also.

3.5. Violence – Public Place

- Ongoing development of Tamworth Borough Council CCTV under shared agreement with West Midlands Combined Authority
- Ongoing work to identify drug activity and offenders with significant progress made
- Following the opening of establishments a closure order has been placed on one licensed property
- Work with Partners Against Business Crime in Staffordshire (PABCIS) to promote the Pubwatch scheme and radio communication
- Police radio link to WMCA CCTV
- Training and development of CCTV staff with visits from Tamworth Police
- On-site view system for Tamworth Police to CCTV and direct ability to down load evidence

Lead Partner: Staffordshire Police

Direction of travel:

**Reduced (-48%) due to the Covid Pandemic (344 incidents down from 656)
All Crime – reduction by 22% to February 2021**

3.6. Vulnerable Persons and Contextual Safeguarding (inc Drugs)

- Ongoing development of Tamworth daily vulnerability and weekly vulnerability multi- agency partnership meetings to co-ordinate approach and problem solving for identified vulnerable people. Addition of Youth ASB to focus on individuals with diversionary activities and support.
- Focus on misuse of substances with young people, sending letters to parents.
- Continued development of the Tamworth COvid-19 Partnership group to respond to the pandemic supported by all partners.
- Befriending service continued for vulnerable people in Tamworth in partnership with Community Together CIC.
- Support for our most vulnerable tenants during the pandemic.
- Work with Heart of Tamworth ongoing to deliver support through the Rough Sleeper Initiative
- Outreach officer works with Wardens and Police
- Neighbourhood coach and mental health support for vulnerable, complex cases at risk of homelessness and rough sleeping
- Continued work with Manna House Food Bank.
- Retention of Dementia Friendly Community Status and awareness training.
- Delivery of £9000 worth of Councillor Community grants in Tamworth for a range of projects.
- Ongoing support for the Tamworth Advice Centre generalist advice and debt service who

moved support on-line

- Commissioning of Communities Against Crimes of Hate and then USAH (Uniting Staffordshire against Hate Crime) to support people affected by hate crime.
- Staffordshire Fire and Rescue Service Safe and Well Checks on vulnerable people continued (where Covid guidelines permitted)
- Establishing the Suicide Interruption Partnership Group
- A grant was agreed for the Samaritans to continue their Outreach work within the Tamworth area.
- Ongoing Fraud Intervention and sharing on social media and Smart Alert of Scam awareness.

Lead Partners: Tamworth Borough Council

Direction of Travel;

The Tamworth Vulnerability Partnership received referrals for 72 cases for 2021/22, 6 of these being repeats. Initial reason for referral are broken down to;

12 ASB, with 2 community trigger

8 Youth ASB

9 Housing issues

2 Hoarding

31 welfare / mental health

6 vulnerable adult

1 hate crime

1 Domestic Abuse

Rough Sleeper annual count recorded figure of 1 person as at 1 October 2021

The partnership that has also promoted Tamworth as a Dementia Friendly Community with a further 5622 dementia friends enrolled.

Issuing Councillor Grants of £2400, £3850 in Festive Grants, £4992.47 in community grants for local community projects and charities.

4. PRIORITIES 2020-23

UPDATE 2022

Our priorities (alphabetically listed below) have been identified from the following strategic sources which should be read in conjunction with this document:-

- Community Safety Strategic Assessment 2020
- Staffordshire County Council Early Help Strategy
- Staffordshire Commissioner's Office Safer Fairer United Communities 2017-20
- Staffordshire County Council Community Safety Agreement

Each priority has equal importance to the Partnership and will be overseen by a strategic lead who will be responsible for developing the CSP's response for their priority area, developing delivery plans, working with other priority leads on cross-cutting areas of work and monitoring performance against outcomes.

To reduce levels of crime and improve community safety in Tamworth the partnership must target efforts in a holistic way to those who suffer most inequality and who demonstrate the highest levels of vulnerability or threat.

The Partnership continues to be funded through the Staffordshire Commissioner's Office (Police, Fire and Rescue, Crime) Locality Deal Fund. Commitment for 2022/23 is £61,394 per year to support the CS plan.

This allocation of will be made available to CSPs throughout the current Commissioners term (3

years), reliant on the CSPs providing assurance over their capacity to manage the funding, submitting an outline spend to the PFCC at the beginning of each financial year for sign off and a brief evaluation report at the end of each financial year.

The funding is given:-

- to support the development / commissioning of discreet schemes to address local priorities, as highlighted in the strategic assessment (using an updated agreed formula); and
- to support the development / commissioning of joint initiatives to address shared priorities where this is appropriate / advantageous, as identified via the strategic assessment and the Strategic Community Safety Forum;

In addition £100,000 is made available to CSPs in 2022/23 to support more dynamic, local problem solving (of antisocial behaviour (ASB) issues in year 1), with projects identified and agreed through local tasking processes - each CSP to receive £10,000.

The Partnerships Co-ordination Group will be responsible for monitoring spend of the Locality Deal Fund, the emerging issues and the delivery of actions. We will meet on a quarterly basis. The plan will also be reviewed and updated on an annual basis.

Further funding streams are available for statutory and volunteer organisations and the Partnership will actively encourage and support bids which meet priority outcomes.

The Partnership Co-ordination Group has the responsibility for developing and delivering the tactical aspects of the plan.

Outcomes against the plan will be reported to the Tamworth Strategic Partnership Board by the Assistant Director Partnerships and Tamworth Police Chief Inspector.

The Tamworth Borough Council Chief Executive Officer will act as Chair of the Community Safety Partnership and the Infrastructure Safety and Growth Scrutiny Committee will oversee scrutiny of the plan.

Public Consultation*

Feeling the Difference is a long-standing public opinion survey giving residents of Staffordshire and Stoke-on-Trent an opportunity to give their views on their local area as a place to live, their safety and wellbeing, policing and other local services. (To be updated in 2023)

A high proportion of residents are satisfied with Tamworth as an area to live (93%) and the large majority are satisfied with their quality of life (92%).

Around half (46%) of residents appear to be satisfied with the level of police presence in the local area, while overall feelings of safety in Tamworth are high; local residents report that they feel very safe in Tamworth during the day (98%) and the very large majority also feel safe after dark (85%)

***Tamworth Borough Council has established a programme of Citizens engagement in February 2021**

Agreed priorities (listed alphabetically):-

Tamworth Community Safety Partnership Priorities 2022

Anti-Social Behaviour (ASB)
Car Key Burglary and Vehicle Theft
Community Cohesion and Tackling Extremism (NEW)
County Lines
Domestic Abuse and Stalking & Harassment
Public Place and Serious Violence (including Knife Crime)
Vulnerable Persons and Contextual Safeguarding (including Drugs, Alcohol and Mental Health)

Analysis of the data shows that priorities are often inter-related, and all partners will continue to develop and share priority data sets that will help to inform Community Safety, Early Help and Placed Based Approach action plans.

The Community Safety Strategic Assessment also recommended the following areas for ongoing consideration within the priority areas:

- Repeat and Persistent Offending
- Modern Slavery
- Fire and Risk of Fire
- Business Crime

There is a need for this plan to be a flexible and dynamic document. We will use real-time data to re-assess the proposed actions and complete the measures of success column, this will enable us to be focused on the most pressing issues and ensure we can set achievable targets that make the required impact. These will be set by partners forming specific working groups and producing tactical plans to agree the way forward.

4.1 Anti Social Behaviour¹

- Provide consistent multi-agency approach to the identification and support of vulnerable and repeat victims of ASB
- Promote, arrange and support positive diversionary activity for young people
- Take a partnership approach to the use of appropriate enforcement powers
- Support and develop partnership targeted seasonal education and awareness campaigns
- Engage fully in county wide strategies, policies and working groups enabling better outcomes for the communities of Tamworth
- Support initiatives to tackle school absence and ASB

4.2 Car Burglary and Vehicle Theft

- Support and develop partnership targeted education, awareness and crime reduction campaigns
- Work in partnership to identify perpetrators and disrupt activity

4.3 Community Cohesion and Tackling Extremism²

- Engage fully in development of county wide strategies and policies

- Promote awareness of hate crime
- Support voluntary and other community groups responding to Covid recovery
- Continue to respond to community issues promoting or condoning any extremist ideology³

4.4 County Lines

- Support and develop partnership targeted education, awareness and crime reduction campaigns
- Develop support in partnership for vulnerable young people through schools and colleges
- Develop links and projects County wide services to identify young people at risk of criminal exploitation

4.5 Domestic Abuse and Stalking & Harassment

- Support and develop partnership targeted education and awareness campaigns
- Support commissioned Domestic Abuse support services and identify additional funding opportunities (to include COVID-19 recovery) where appropriate
- Support and develop the local MARAC process to reduce risk for victims and families
- Engage fully in county wide strategies, policies and working groups enabling better outcomes for the communities of Tamworth (with due regard to Domestic Abuse bill 2020)

4.6 Public Place Violence (including Knife Crime)

- Promote and engage communities to report crime issues of concern via all appropriate channels
- Support and develop partnership targeted education, awareness and crime reduction campaigns
- Provide consistent multi-agency approach to the identification and support of vulnerable and repeat victims of crime
- Engage fully in county wide strategies, policies and working groups enabling better outcomes for the communities of Tamworth
- Reduced placement of vulnerable people into sensitive locations through development of the Tamworth Vulnerability Partnership

4.7 Vulnerable Persons and Contextual Safeguarding (including Drugs, Alcohol and Mental Health)

- Use a partnership approach to ensure vulnerable children, families and adults are identified at the earliest opportunity
- Support and engage with the Staffordshire Building Resilient Families and Communities (BRFC/Troubled Families) Outcomes Planning Tamworth around priority areas for children and families
- Support and develop a partnership approach to countywide and national strategies around vulnerable people, mental health and contextual safeguarding
- Promote and develop links with relevant preventative and treatment providers
- Support and assist voluntary and other community groups to identify commissioning and funding opportunities to develop resilient communities (including Covid-19 recovery)

¹ People, Nuisance, Environmental

² Priority moved up from Additional Challenge to become strategic priority

³ Includes right wing and islamophobic ideology

5. Links to other strategies

[Staffordshire and Stoke on Trent Domestic Abuse Strategy 2021-24](#)

[Police and Crime Plan](#)

[Staffordshire Managing Offenders 2018-21](#)

[Staffordshire Fire and Rescue Plan](#)

[Staffordshire Families Strategic Partnership 2018-2028](#)

6. Underlying Principles

These five identified priorities will have a number of underlying principles to ensure that we embed our approach to delivery of the strategy.:

- Prevention wherever possible
- Early intervention
- Targeting prolific offenders
- Targeting resources to hotspot areas
- Supporting victims
- Increasing public confidence

Through early intervention the CSP will prevent issues escalating, reducing harm to individuals and ensuring that they receive help and support as early as possible.

It is also important to recognise the theme of serious and organised criminality that runs through all these priorities, as well as the work that has been and will continue to be done to develop the partnership response to this.

7. How we will deliver

In order to measure success, the CSP will develop operational plans and performance indicators for each priority and monitor on a regular basis. Priority leads will report on progress to the Tamworth Partnership Coordination Group and publicly through the Council's Infrastructure Safety and Growth Scrutiny Committee.

The strategy is refreshed annually through reviewing information set out in the Community Safety Strategic Assessment which ensures that current issues are taken into account and used to direct the CSP's strategy and actions to ensure that it remains current and reactive to emerging threats.

Community Safety Strategic Assessment Annual Refresh Report

Tamworth

2021

Produced on behalf of



and



Working in partnership with



Title	Tamworth Community Safety Partnership: Community Safety Strategic Assessment Refresh Report (2021)
Description	This Community Safety Strategic Assessment provides evidence and intelligence to inform the strategic decision-making process - helping commissioners and partners to determine the priorities that require particular attention in their local area.
Date created	Version 2 – FINAL - January 2022 Version 1 – DRAFT - December 2021
Produced by	Strategy Team, Staffordshire County Council
Contact	Stuart Nicholls (Research Lead) Strategy Team, Staffordshire County Council Tel: 01785 408209 Email: stuart.nicholls@staffordshire.gov.uk
Usage statement	If you wish to reproduce this document either in whole, or in part, please acknowledge the source and the author(s).
Copyright and disclaimer	Staffordshire County Council and Staffordshire Police, while believing the information in this publication to be correct, does not guarantee its accuracy nor does the County Council accept any liability for any direct or indirect loss or damage or other consequences, however arising from the use of such information supplied. Mapping (C) Crown Copyright and database rights 2021. Ordnance Survey 100019422.

Contents

Introduction and Context	4
Coronavirus (COVID-19) Pandemic	4
Key findings and comparison to previous (2019) assessment	5
Significant overall changes and findings	5
Key changes against priorities.....	5
New and revised recommendations	6
Staffordshire Commissioner’s Office Priorities	7
Summary of Local Community Safety Priorities	7
People and Communities at Greatest Risk	8
Places at Greatest Risk	8
Overview of Crime and Anti-Social Behaviour (ASB)	9
Community Safety Strategic Priorities	10
Anti-social Behaviour (ASB)	10
Community Cohesion & Tackling Extremism	11
Domestic Abuse and Stalking & Harassment: Domestic Abuse	12
Domestic Abuse and Stalking & Harassment: Stalking & Harassment.....	13
Car Key Burglary (CKB) / Vehicle Theft	14
County Lines.....	15
Public Place Violence (including Knife Crime)	16
Vulnerable Persons: Drug use and possession	17
Vulnerable Persons: Mental Health	18
Vulnerable Persons: Contextual Safeguarding	19
Additional Challenges for Consideration	20
Repeat and Persistent Offending	20
Fire and Rescue	21
Safer Roads.....	22
Violence Against Women and Girls (VAWG)	23
Business Crime	23
Modern Slavery	24
Quality of Life and Wider Determinants	25
Public Confidence & Feeling the Difference	26
Appendices	27
Appendix A: Overall recommendations	27
Appendix B: Specific recommendations for key priorities	27
Appendix C: Methodology	34
Appendix D: Data tables.....	34
Appendix E: Mosaic Groups (Source: Experian Mosaic, Grand Index v3.00)	35

Introduction and Context

Under the Police and Justice Act 2006 (England & Wales) local authorities are duty-bound to 'provide evidence-based data to support Community Safety Partnerships (CSPs) in their planning and duties'.

Evidence-based data is required to relate to crime and disorder taking place within the local area, which includes; Recorded crime, Anti-Social Behaviour (ASB), Alcohol, Drug and Substance misuse.

It is a statutory obligation for Community Safety Partnerships to produce or procure an annual localised Strategic Assessment (SA), providing a strategic evidence base that identifies future priorities for the partnership and evaluates year on year activity. The approach and format of these is not prescribed by legislation.

SAs should be used to underpin a local area Community Safety Plan which is made publicly available through the partnership's and Commissioner's Office websites by 1st April each year. In Staffordshire agreement has been reached that Community Safety Plans will be produced three yearly and refreshed annually in line with the SA.

This SA (2021) is being produced as an annual refresh of the full three yearly assessment, produced in 2019. The next full assessment will be undertaken and published in 2022.

Coronavirus (COVID-19) Pandemic

Over the last 18 months the coronavirus (Covid-19) pandemic has had a considerable and unprecedented global and local impact; affecting the lives of everyone in the UK, including those in Staffordshire and Stoke-on-Trent.

Since the first locally recorded death from Coronavirus in March 2020, at the time of this report (October 2021) approximately 3,700 people in Staffordshire and Stoke-on-Trent have lost their lives as a result of Covid-19.

Although lockdown restrictions were lifted in July 2021 and around 78% of Staffordshire and 70% of Stoke-on-Trent residents have received two doses of a Covid vaccine¹, there is still a degree of transmission of the virus within local communities, and the wider impact of coronavirus is still being felt by many. The virus and measures to control rates of infection (such as the national lockdowns, systems to limit social contact, and the temporary closure of education settings) have had a significant impact; directly affecting individual's physical health, mental health and well-being, education and employment.

In September 2020 a survey of local residents (n=3,921) carried out by Staffordshire County Council² highlighted that more than 3-out of-5 people (63%) felt that the pandemic has had a negative impact on their life overall – with those with a disability or limiting illness, and those on furlough, being more negatively impacted than residents overall.

While Covid-19 has had a profound impact on society and local communities, the pandemic itself does not present as a single specific priority or risk to community safety; instead the impact of the pandemic has been considered and discussed where it appears as a relevant factor within other key areas of priority. As such, there is no specific priority within Community Safety Strategic Assessments relating solely to Covid-19.

Impact of pandemic on Strategic Assessments

The effective and accurate identification and assessment of Community Safety challenges and risks relies heavily on the analysis and interpretation of a considerable amount of data, which usually (as a minimum) covers the previous financial year.

In the 2020 refresh of CSSAs, the latest financial year 2019-20 included one week which was spent under full nationwide lockdown restrictions, affecting approximately 2% of all data for the year.

This has been significantly different for the 2020-21 financial year; a considerable proportion of the period has been spent under national and local lockdown restrictions, or with social distancing measures in place; by comparison, around 75% of the financial year was spent with some degree of Covid-related measures in place.

In practice this means that while rates and figures published in this assessment may show significant change in comparison to previous years statistics, it cannot be assumed that figures show improving or worsening medium or long-term trends unless this is explicitly stated in the text (having been confirmed with further insight and intelligence).

¹ UK Government Coronavirus Vaccine Statistics – as at 27th October 2021 - <https://coronavirus.data.gov.uk/details/vaccinations>

² <https://www.staffordshire.gov.uk/Coronavirus/Covid-19-residents-survey-results.aspx>

Key findings and comparison to previous (2019) assessment

Significant overall changes and findings

Restrictions imposed as part of the government approach to controlling the Coronavirus pandemic resulted in significant reductions in recorded crime and disorder at the time of the first UK Lockdown in March 2020. Many reductions which were becoming initially evident in the previous (2020) refresh, have continued during 2020-21.

The data for the period from April 2020 to March 2021 has shown significant reductions in most types of crime since the last assessment. While there appears to have been some increase in levels of crime since the end of lockdown restrictions, locally this increase seems to be happening at a slower pace than that observed nationally.

Rates of all major types of crime in Tamworth are similar to national levels, with the exception of Public Order offences, which are particularly low. Reductions in overall offending in the CSP area (-17% in 2020-21) are similar to those seen across Staffordshire and Stoke-on-Trent (-15%).

There have been reductions across all major crime types, with the exception of Violent Offences which have increased by around 6% in 2020-21 compared to the previous year. This increase appears to be driven largely by improvements in recording and visibility of Stalking & Harassment offences, which is also reflected at a national level. In the same time, there has also been an increase in violent offences without injury (such as Common Assault and Malicious Communications) – much of this appears to be domestic-related, and may be indicative of greater visibility of DA crime in Tamworth rather solely an increase in the amount of offending taking place.

There has been no significant shift in the composition of any of Safety Partnership area in Staffordshire and Stoke-on-Trent, and demographic analysis of Tamworth within the previous (2019) Strategic Assessment remains relevant.

Key changes against priorities

Community Cohesion & Tackling Extremism

- Increases in the visibility of right-wing and far-right extremism seen last year have continued through 2021.
- Community tensions during the early pandemic appear to have eased, although friction during recent fuel shortages (September 2021) suggests that there are still on-going Community Cohesion risks.
- The UK terror threat level has returned to “severe” from “substantial” following the terror incident at Liverpool Women’s Hospital (November 2021).

Domestic Abuse (DA)

- Rates of domestic-related crime have increased in 2020-21, while crime overall has reduced. This has been the case across much of the force-area, not only in Tamworth.

Public Place Violence and Serious Violence

- Public Place Violence has reduced considerably (-42%) during 2020-21, largely as a result of restrictions on access to public space and the closure of the night-time economy.
- While much other crime has reduced, Serious Violence incidents have remained consistent across the last year, and have only seen a very limited reduction in Tamworth (-4%).

Vulnerable persons (all)

- There is growing concern that the wider impact of Covid will result in considerable increases in demand relating to all major vulnerabilities (alcohol, drug and substance misuse, mental health, safeguarding)
- Analysis³ found that mental health worsened substantially (by 8.1% on average) because of the pandemic. Young adults and women – groups with worse mental health pre-pandemic – have been hit hardest.
- Claimant Counts for Stafford have increased significantly (more than doubled) during the first lockdown – and as at September 2021 remained higher than pre-pandemic (February 2020).

³ Institute of Fiscal Studies (IFS) - The mental health effects of the [first] lockdown and social distancing during the Covid-19 pandemic in the UK

New and revised recommendations

A full list of recommendations, including those still in place from the previous (2019) three-yearly full Strategic Assessment, as well as recommendations made below, can be found in Appendices A & B at the end of this report.

Anti-Social Behaviour (ASB)

[New and emerging] There should be consideration for how partnerships can support and develop a coordinated response to ASB across agencies. This should include work to develop the understanding and use of available tools and powers as part of a joint response to ASB.

Domestic Abuse (DA)

[New and emerging] Safety Partnerships should consider the implications of the Domestic Abuse Act (2021), which has provided a legal definition of Domestic Abuse, defines children who witness or experience DA as victims in their own right. The Act further adds statutory duties around the provision of support within DA-related Safe Accommodation.

Responsible authorities are required by the act to form DA Local Partnership Boards, which include oversight over support delivered within Safe Accommodation: CSPs should ensure that they engage with these accordingly.

It is essential that Safety Partnerships remain engaged with relevant pan-Staffordshire DA boards and commissioners, in order to shape how the changes introduced within the act will support local residents and their children.

County Lines

[See recommendation below relating to Vulnerable Persons]

Vulnerable Persons

Given the impact of the Coronavirus pandemic; on physical health, mental health and well-being, employment, and education – it should be considered that over the medium-term there will be increases in numbers of people and families considered to be vulnerable. Partnerships must consider that this will not only increase demand on support services and partners, but also increase numbers of individuals who may be at increased risk of criminal exploitation. It is important that mechanisms to document, share, and escalate concerns around exploitation and vulnerability can cope with increased pressure.

Recommendations linked to additional considerations

Fire and Rescue:

[NEW] As Fire and Rescue Services (FARS) continue to evolve and begin to go through a period of more formal reform, Safety Partnerships should be engaged with this process and remain sighted on strategic developments within FARS and might create new opportunities across the wider pan-Staffordshire partnership.

Safer Roads:

[NEW] While roads in Staffordshire and Stoke-on-Trent are largely very safe, continuation of proactive preventative work remains key; Safety Partnerships should continue to engage with the Staffordshire Safer Roads Partnership (SSRP) around community engagement and prevention/education activity and ongoing risk assessment activity.

Partnership areas with rural road networks should consider whether there are specific communities which may benefit from being supported to engage with and volunteer as part of the Community Speed Watch scheme.

Where Safety Partnerships have concerns about road use in specific locations within their partnership area, they should engage with the SSRP to discuss whether there is a need and opportunity for targeted enforcement activity.

Violence Against Women and Girls (VAWG):

[NEW] Recently published strategies from both the UK Government and Staffordshire Police have a renewed focus on tackling and ending Violence Against Women and Girls. Given the role of the wider partnership in achieving this, Safety Partnerships should remain engaged with developments in VAWG strategy, and where appropriate and relevant, should contribute to the development of any related delivery plans.

Staffordshire Commissioner's Office Priorities

It is recommended Safety Partnerships consider their approach to community safety challenges in the context of the priorities identified in the Staffordshire Police, Fire and Crime Commissioner's 2021-24 Police and Crime Plan;

A Local and Responsive Service: Understand and deal with what matters to communities, respond promptly to incidents and work with partners to solve problems and prevent them from getting worse. This will mean that crime and ASB reduces, our roads are safer and confidence in Staffordshire Police increases.

Prevent Harm and Protect People: Prevent harm and protect people (particularly children and those that are vulnerable) by ensuring they are appropriately safeguarded and receive the help and support they need.

Support Victims and Witnesses: Ensure victims and witnesses are provided with exceptional specialist support services so they feel able to cope and recover from the impact of crime and ASB.

Reduce Offending and Re-offending: Ensure people are challenged and supported to make life choices that will prevent them from offending and perpetrators don't reoffend. Doing so will mean fewer victims of crime.

A More Effective Criminal Justice System: Ensure Staffordshire Police, the Crown Prosecution Service, Courts, the National Probation Service and HM Prison Service all work seamlessly so that effective justice is delivered quickly.

The Staffordshire Commissioner's Office recommends that the approach to tackling priorities should be; *Community Focussed*, consider *Prevention and Early Intervention*, use partnership to *Solve Problems Together*, provide *Value for Money* and be *Open and Transparent*.

Summary of Local Community Safety Priorities

A review of the priorities identified and confirmed in the three-yearly full CSA has taken place, in order to identify any changing or emerging key strategic priorities and risks for the local area. These have been cross referenced against known existing local priorities and findings for the locality. Where priorities are changed or amended from the 2019 full assessment, this has been highlighted. The identified priorities are as follows;

- Anti-Social Behaviour (ASB)
- Domestic Abuse and Stalking & Harassment
- Community Cohesion & Tackling Extremism
- Car Key Burglaries and Vehicle Theft
- County Lines⁴
- Public Place Violence (including Knife Crime)
- Vulnerable Persons and Contextual Safeguarding⁵ (including Drugs)

The following are not considered a main priority for Tamworth, but they are recommended for additional consideration due to their volume, impact on communities and level of public expectation;

- Repeat and Persistent Offending

In addition, there are some challenges which, while not necessarily overly present in the partnership area, require the work of the whole partnership to address. It is important for each partnership to consider how they can contribute to the force-wide approach and strategy. These challenges are highlighted as;

- Fire and Rescue
- **[New!] Safer Roads** *[added as a consideration]*
- **[New!] Violence Against Women and Girls** *[emerging area of significant national priority]*
- Business Crime
- Modern Slavery

⁴ County Lines refers to organised drug supply and trafficking routes into and out of 'county' and rural areas from metropolitan areas.

⁵ Contextual Safeguarding regards the practice of safeguarding individuals (particularly young people) within the context of the environment and setting that they are in, particularly in environments outside of their usual family environment, such as school and public places.

People and Communities at Greatest Risk

Vulnerability is cross-cutting; many of those considered vulnerable for a range of concerns (including general safeguarding, social isolation, economic stress, and health and mental health concerns) are also additionally vulnerable to criminal exploitation and victimisation through crime and ASB.

It is considered, based on existing UK research (IFS and ONS), that the wider impact of the Coronavirus pandemic will be an increase in the numbers of vulnerable persons in the UK, rather than a dramatic shift in reasons for vulnerability. However, anecdotally, it is considered that pressures as a result of the pandemic are already being observed by front-line services, and that the needs of those who are vulnerable are becoming increasingly complex.

Those considered to be particularly vulnerable to experiencing crime, safeguarding concerns or being criminally exploited tend to be consistent over time. There is no change to these groups from the 2019 Strategic Assessment, and in high-risk groups remain as;

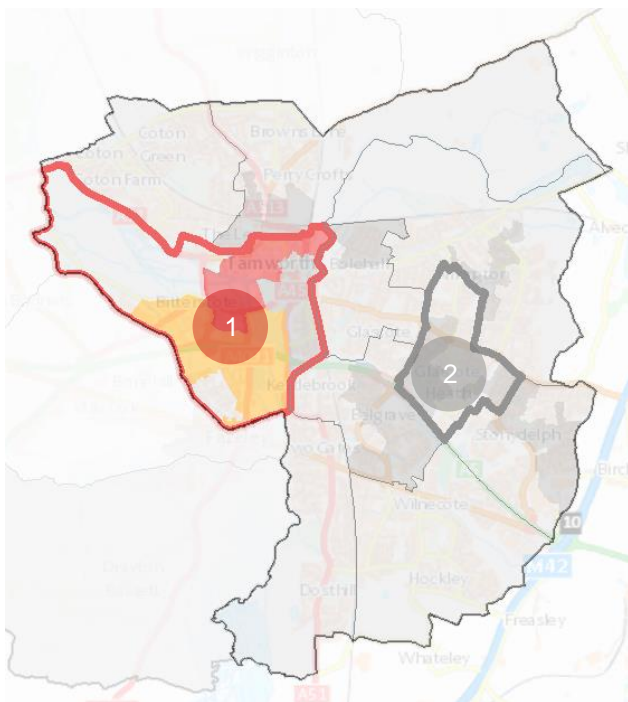
- Socially isolated individuals with mental health needs and learning difficulties
- Socially isolated adults with alcohol and/or drug dependencies
- Offenders with known drug dependencies or previous drug-related offending
- Children (under 10s) in areas with high levels of Domestic Abuse and/or drug-related offending
- Children and young people (aged 10-19) in areas of high deprivation

Those who belong to the 'Family Basics' demographic Mosaic group tend to be the most disproportionately affected by almost all aspects of crime and anti-social behaviour in Tamworth (17% of population, 30% of all victims).

These are primarily younger families (aged 25-40) with infant or primary school-aged children, living in lower-cost housing, in areas with higher levels of deprivation. Adults in these communities tend to have limited qualifications; many are employed in lower-paid and lower-skilled jobs resulting in limited financial resources and high levels of economic stress, with many requiring an element of state support, particularly through access to social housing and through universal credit.

Places at Greatest Risk

It should be noted that there has been no reassessment of high-risk localities and wards using data from the 2020-21 period, as reductions in recorded crime and disorder as a result of the Coronavirus pandemic may potentially distract from areas with long-standing challenges. Locality data will be fully re-assessed in the 2022 full Strategic Assessment.



1. Castle (Tamworth Town) (All crime and ASB) – Highest priority ward

Castle ward; above average rates of crime overall and crimes across almost all crime types (excl. Burglary). As a town-centre ward, Castle sees high levels of Theft and Shoplifting, Alcohol-related offending, ASB, and Public-place Violence. Drug Possession offences are significantly higher than force-wide levels, and some of the highest of any ward in Staffordshire and Stoke-on-Trent.

Although not flagged as a priority ward through overall offending rates or volume of incidents, the following may need consideration;

2. Glascote

The ward sees the highest level of Domestic-flagged crimes in the area, as well as a high proportion of Neighbour Dispute ASB incidents and instances of Criminal Damage. Rates of violent offences without injury and Stalking & Harassment offences are amongst the highest in the Partnership area. Glascote experiences some high levels of children's safeguarding concern; with rates of Child Protection Plans and Looked-after Children previously far higher than national levels.

Overview of Crime and Anti-Social Behaviour (ASB)

Overall rates of recorded Crime and ASB in Tamworth are the second-highest in the force-area, but are in line with the overall force-wide rate, and below the rates for the West Midlands region and England & Wales.

Rates of Vehicle Offences in Tamworth are above the force average, but are not above rates for England & Wales or the West Midlands region. Theft offences in the CSP area are slightly above the force-wide level, but well below regional and national comparators. Some Theft offences, particularly Shoplifting, have been above the force-wide level in the past, but these are now in line with national and regional levels.

Pre-pandemic, rates of crime overall in all wards were below or in line with the Staffordshire & Stoke-on-Trent level, with the exception of Castle ward (Tamworth town centre) which experiences significantly high levels of crime and disorder – which is consistent with other town/city centre wards in the force-area. This comprises largely of incidents in public spaces in the town centre, rather than residential parts of the ward.

Rates of Recorded Crime – Staffordshire Police (April 2020- March 2021)

	Rate per 1,000 residents			
	Tamworth	Staffordshire (Force Area)	West Midlands (Region)	England & Wales
Total crime (excl. fraud)	58.0	59.4	75.4	77.6
Criminal damage and arson	5.9	7.2	5.8	8.0
Robbery	0.7	0.5	1.3	1.0
Sexual offences	2.1	2.1	2.6	2.5
Theft offences	16.7	15.9	20.8	21.9
Burglary	2.6	2.8	4.7	4.5
Residential burglary	1.9	1.9	3.5	3.3
Non-residential burglary	0.7	1.0	1.2	1.2
Vehicle offences	5.4	3.4	6.1	5.7
Theft from the person	0.2	0.2	0.4	0.8
Bicycle theft	0.7	0.7	0.7	1.3
Shoplifting	3.5	3.6	3.7	3.8
All other theft offences	4.3	5.0	5.1	5.8
Violence against the person	26.7	26.9	33.7	29.9
Homicide	0.03	0.02	0.02	0.01
Death or serious injury - unlawful driving
Violence with injury	5.8	6.1	8.9	7.8
Violence without injury	10.0	9.2	12.3	11.4
Stalking and harassment	10.9	11.5	12.4	10.6
Drug offences	1.5	1.4	2.0	3.5
Possession of weapons offences	0.4	0.5	0.9	0.7
Public order offences	3.5	3.8	6.6	8.1
Miscellaneous crimes against society	0.6	1.2	1.7	1.9
Anti-Social Behaviour (ASB)	38.8	42.5	30.8	34.2

Indicates higher than force-wide rate

Community Safety Strategic Priorities

Anti-social Behaviour (ASB)

Volume and potential harm:

High volume / Moderate individual harm / Severe community harm

CSPs with priority:

Cannock Chase, East Staffordshire, Lichfield, South Staffordshire, Stafford, Staffordshire Moorlands, Stoke-on-Trent, Tamworth

Summary:

From April 2020 onwards, instances where Covid-related legislation was breached were recorded locally and nationally as a category of ASB. As a result, rates of total ASB recorded in 2020-21 were considerably higher than those seen in other years.

In Tamworth in 2020-21 there were a total of 2,980 ASB incidents recorded, equivalent to a rate of 38.8 per 1,000 residents. This is just below the force-wide rate (41.0) but higher than both regional (30.8) and national (34.2) levels.

Excluding Covid incidents from ASB, there were 1,685 incidents of what would be considered “traditional” ASB within the same time period. This is equivalent to a rate of 21.9 per 1,000 population and is a reduction of 2.7 ASB incidents per 1,000 compared to levels recorded in the 2019-20 financial year.

ASB in Tamworth remains dominated by reports of incidents of ‘Rowdy and Inconsiderate Behaviour’ (61% of ASB) and to a lesser extent ‘Neighbour Disputes’ (21% of ASB). Tamworth tends to experience slightly more ASB as a result of nuisance vehicles, compared to the force-area overall; accounting for 11% of local ASB (9% force-wide).

Similarly to crime overall, ASB tends to disproportionately affect the most deprived and disadvantaged communities, and town and city centres. Previous risk assessment concludes that repeat victims of ASB tend to experience the same levels of psychological harm as victims of less-serious violent crime.

Tamworth – ASB Incidents, three years to October 2021, Staffordshire Police:



Comparison to Force: Overall rate similar / Some ward rates high

Local rate (per 1,000 people): 21.9 (excl. Covid)

Force rate (per 1,000 people): 24.9 (excl. Covid)

Direction of travel: Decreases during period of lockdowns and Covid restrictions.

Public expectation: Moderate

Local hotspot wards:

Castle Ward: primarily Rowdy and Inconsiderate Behaviour in town centre spaces.

Glascote: average levels of ASB overall. High levels of Neighbour Disputes.

At risk groups: Deprived and disadvantaged communities – particularly those in high housing density areas and with high proportions of social housing. Town centre areas are also high risk, particularly from alcohol-related and drug-related ASB. Castle ward and Stonydelph see additional issues with ASB from Nuisance Vehicles.

Community Cohesion⁶ & Tackling Extremism

Volume and harm – Community Cohesion: Low volume / Substantial individual harm / Moderate community harm

Volume and harm – Extremism: Minimal volume / Risk of mass loss of life / Critical community harm

CSPs with priority: Cannock Chase, East Staffordshire, (Lichfield), Newcastle-under-Lyme, South Staffordshire, Stafford, (Staffordshire Moorlands), Stoke-on-Trent, Tamworth

Summary:

Nationally, levels of Hate Crime have been increasing steadily since the year of the EU referendum/Brexit (2016-17).

Locally there were around 1,535 recorded Hate Crimes in 2020-21 – with a notable spike in monthly Hate Crime in June 2020 as lockdown restrictions were eased. While the change seen in 2020-21 is a very small increase (less than +0.5%) on the previous year, it should be recognised that while crime overall has decreased by around 15%, levels of Hate Crime have remained consistent.

Local Hate Crime is dominated by offences relating to race or religion (73% of all Hate Crime) which is similar to the national picture. Locally, LGBTQ+ Hate offences accounted for 18% of Hate Crime in 2020-21, offences on the grounds of disability accounted for 9% of offences. Hate offences committed on the grounds of sexual orientation, being transgender, or having a disability have increased by more than a quarter (+26%) in the past year.

The Covid-19 pandemic has also had an effect on Community Cohesion; while the pandemic has strengthened many communities within Staffordshire and Stoke-on-Trent, with people providing support to those in their local area, it has also exacerbated and highlighted issues within a small number of more fragmented communities – with local outbreaks and compliance with government guidance proving to be a source of friction for some.

The cost of Covid-19 to society and state has been significant. Opportunities for social mixing, one of the most powerful forms of reducing prejudice and promoting empathy, have been severely limited over the last 18 months. As the full impact of the pandemic unfolds, government decision-making has the potential to affect social and political trust, which can be exploited by extremist groups.

Following the Liverpool Women's Hospital bomb in late 2021 the UK national terror threat level has increased to Severe (the second highest threat level): meaning that a future attack in the UK is considered 'highly likely'.

The terror attack on London Bridge in 2019, which was carried out by an individual from the Staffordshire force-area, highlights the need for all partners to continue to deliver against our statutory obligations to create stronger, more cohesive and safer communities. Stoke-on-Trent has been a Home Office Prevent priority area with the city council receiving additional support from the Home Office for its work to tackle to extremism.

Comparison to previous assessment:

- Increasing evidence of Extreme right-wing radicalisation through Prevent and Channel.
- Risk and concerns around Al-Qaeda/ISIL-inspired extremism remain high.
- Increase in National terror-threat level from 'Substantial' up to 'Severe'.
- Community friction around supply shortages (such as fuel shortages observed in Sept' 2021).

Local hotspots: (Where appropriate see Staffordshire Police Counter-Terror Local Profile)

Direction of travel: Growing concern

Public expectation: Critical / National expectations

At risk groups: Hate Crime offenders are predominantly young men and more likely to be under 18 than offenders overall. Female Hate Crimes offenders tend to be in the 30-39 age group. Victims are predominantly males aged over 18, and particularly those aged 30-39. Although most victims are male, there are more female victims than female offenders. Those with Asian or Black ethnicity are disproportionately likely to be victims of Hate Crime.

Based on recent Prevent referrals, those at greatest risk of being radicalised remain younger males (aged under 20 years) although a growing number are in older age groups, including those aged 50 and over. In the last year, around 1 in 25 of those referred through Prevent in Staffordshire and Stoke-on-Trent was female.

⁶ As per the Local Government Association (LGA) definition of cohesive community as one where; There is common vision and a sense of belonging for all communities; The diversity of people's different backgrounds and circumstances are appreciated and positively valued; Those from different backgrounds have similar life opportunities; and, Strong and positive relationships are being developed between people from different backgrounds in the workplace, in schools and within neighbourhoods

Domestic Abuse and Stalking & Harassment: Domestic Abuse

Volume and potential harm:

Moderate volume / Severe individual harm / Substantial community harm

CSPs with priority: All Safety Partnership Areas

Summary:

DA is any incident or pattern of incidents of controlling, coercive, threatening behaviour, violence, or abuse between those aged 16 or over who are, or have been, intimate partners or family members regardless of gender or sexuality.

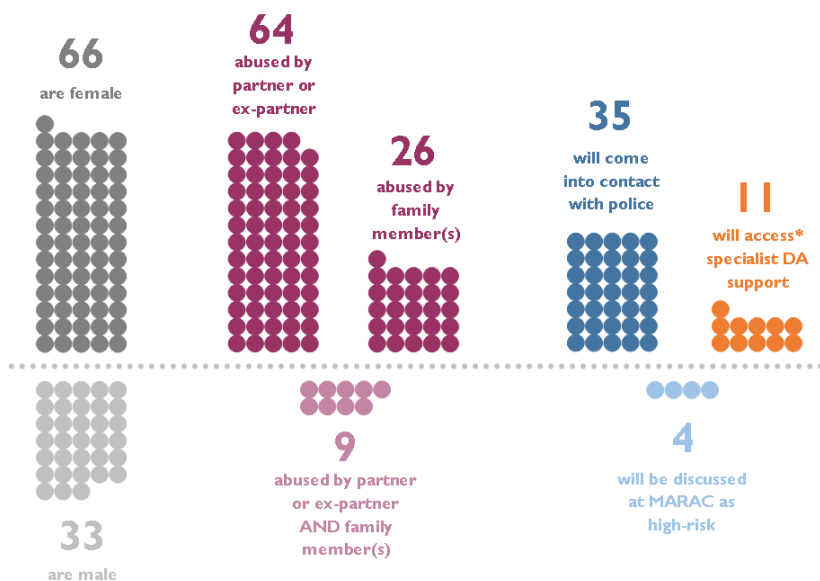
Domestic Abuse affects all communities to some extent and is not unique to any one part of Staffordshire or Stoke-on-Trent. DA presents a significant risk to victims, but also has a wider impact where children are present. With the passing of the DA Act (2021) there is now a clear legal definition of DA and the recognition of children who witness or experience such abuse as victims of DA in their own right.

In 2020-21 there were 1,370 DA-related crimes in Tamworth; equivalent to a rate of 17.8 per 1,000 population and accounting for 29% of recorded crime in the CSP area. This rate is the second highest amongst local CSP areas, although only slightly higher than the rate for the force-area (16.7).

Domestic offences in Tamworth are increasingly dominated by Violent offences (82% in 2020-21, 76% previous year), although there has been a slight reduction in the proportion which are violent offences with injury (14% compared to 19% previously). Around 30% of all DA locally are instances of Common Assault, 20% are Harassment or Malicious Communications offences, 14% are incidents of Actual Bodily Harm (Sec.47 ABH) and 11% are Stalking offences.

Not all DA offences are violent crime; around 5% are incidents of Criminal Damage, 3% are Acquisitive crimes (such as Theft) and around 2% are Sexual Offences (half of which are incidents of Rape).

Of every 100 domestic abuse victims in Staffordshire and Stoke-on-Trent (as at 2021)



Comparison to Force: Overall rate similar / One ward above average

Local rate (per 1,000 people): 17.8

Force rate (per 1,000 people): 16.7

Direction of travel: Some increases despite reductions in crime overall

Public expectation: Moderate

Local hotspot wards: Glascote - reduction since 2019, but still high pre-pandemic (17.7 per 1,000 pop.)

At risk groups: Disproportionately younger women (aged under 30), and those who live in already disadvantaged communities. However, anyone can become a victim of DA, and there are male victims in the area, and victims who are older adults. Households where there are high levels of economic stress and alcohol/drug use and dependency are at particularly high risk. Offenders are also disproportionately younger (aged under 40) and male, although there are also female offenders.

Domestic Abuse and Stalking & Harassment: Stalking & Harassment

Volume and potential harm:

Moderate volume / Substantial psychological harm

CSPs with priority: Cannock Chase, Stoke-on-Trent, Tamworth

Summary:

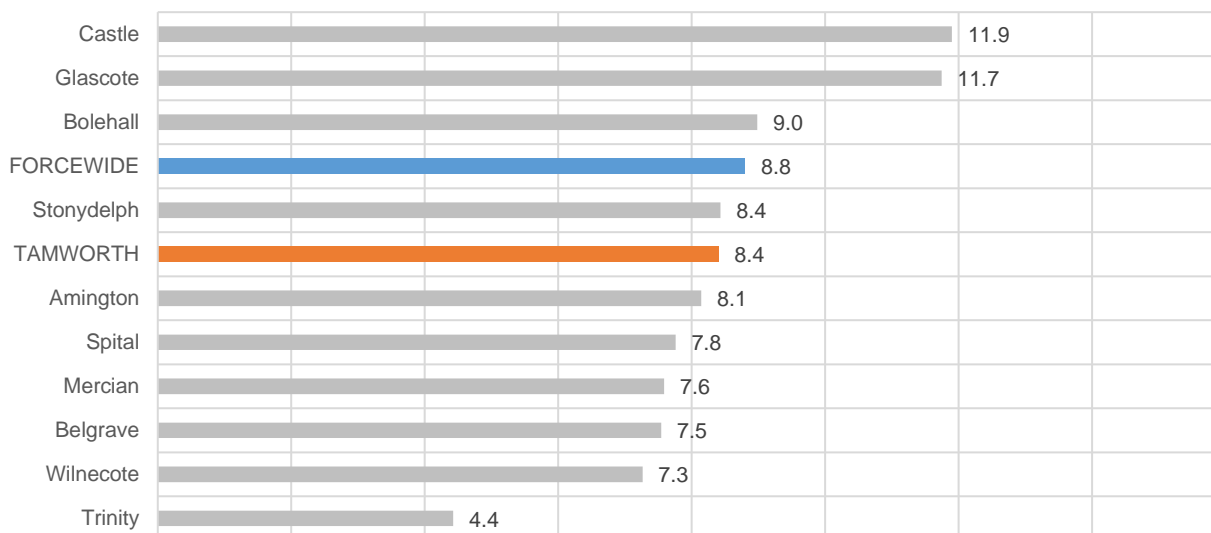
In 2020-21 there were a total of 840 incidents of Stalking and Harassment which took place in Tamworth; equivalent to a rate of 10.9 per 1,000 population – and a 30% increase on the year pre-pandemic (2019-20). However, even accounting for this increase, the rate is in line with that for England & Wales (10.6) and is fractionally below that seen across the force area (11.5).

Due to considerable changes in the recording and visibility of Stalking offences in Staffordshire and Stoke-on-Trent (as well as nationally) these now make up around 22% of all combined Stalking & Harassment offences (prev. 9%).

It is considered that significant increases in recorded Stalking & Harassment offences are the result of focused training and development, and represent improved detection, reporting and recording of such offences – rather than representing solely and increase in the number of offences being perpetrated locally.

The correlation between Stalking & Harassment and Domestic Abuse remains very strong. This link is strongest in Stalking offences; while around 43% of Malicious Communications are domestic-related, this increases to 50% in incidents of Harassment, and increases significantly to 86% of Stalking offences – these are compared to 29% of crime overall, which is flagged as being DA-related.

Stalking and Harassment (pre-pandemic 2019-20) by Tamworth ward (per 1,000 residents) Staffordshire Police



Comparison to Force: Overall rate similar / Two wards high (but not statistically above average)

Local rate (per 1,000 people): 10.9

Force rate (per 1,000 people): 11.5

Direction of travel: Considerable increases in visibility of Stalking offences

Public expectation: Increasing

Local hotspot wards: None significantly above force average (*threshold for significantly above=17.8 per 1,000*)

At risk groups: Victims are disproportionately younger women (aged 20-34) who account for 34% of S&H victims, and particularly those within the 'Family Basics' Mosaic group – living in less-advantaged areas with younger children. Around 70% of S&H victims are female, and 30% male, however, victims do span all age ranges from 10 years up to 75+ and there is some disproportionality of victims amongst males aged 25-30 (7% of all S&H victims).

Car Key Burglary (CKB) / Vehicle Theft

Volume and potential harm: Low volume / Moderate individual harm / Low community harm

CSPs with priority: (Cannock Chase), Lichfield, South Staffordshire, Tamworth

Summary:

As anti-theft technology in vehicles has improved, approaches to vehicle theft have changed. With many modern vehicles unable to be driven without their keys, criminals are increasingly using burglary to facilitate vehicle theft; entering properties purely to steal vehicle keys and key fobs - driving the stolen vehicle away from the scene.

While in the past there have been issues with the use of keyless thefts (KLT) or 'relay attacks' (where criminals use a device to amplify the signal from a car key inside someone's home in order open and start a vehicle without needing the key in hand) these types of thefts have fallen recently. It is not possible to know whether this is mainly the result of individuals becoming more cautious about where they store car keys or criminals moving away from this approach.

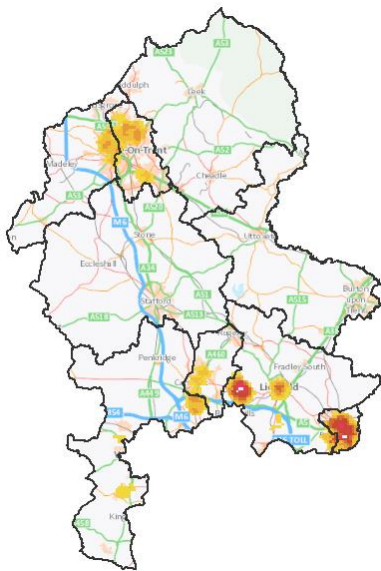
Although less common, and lower volume, changes in anti-theft technology have also resulted in some increases in aggravated vehicle-taking or "car-jacking" – where a vehicle is stolen whilst in use, usually on the road. There have been a number of such offences locally in recent years, although these are infrequent.

Historically, Tamworth has experienced particularly high proportions of burglaries which have resulted in vehicle theft. These offences have typically been focussed in the south-east of the force-area, with Tamworth and Lichfield particularly affected compared to other CSP areas, although recently this has started to impact Cannock Chase.

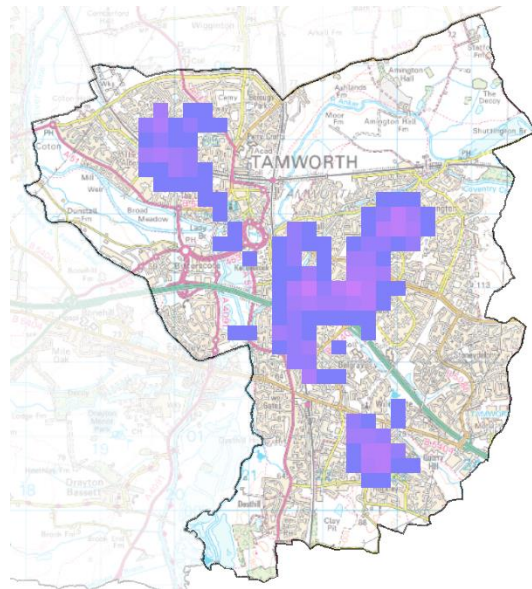
The pandemic has seen a considerable reduction in both Burglaries and Vehicle Offences in Tamworth, both of which have reduced by over a quarter in 2020-21 (-27% and -26% respectively). It is not possible to say whether this is indicative of an ongoing reduction, or reduced criminality as a result of the Coronavirus pandemic.

Offences appear to be particularly targeted and have affected areas and communities which typically do not experience high levels of overall crime. Some of the wards which have experienced high levels of vehicle thefts, such as Wilnecote and Amington, generally experience below average levels of crime overall.

Heat Map of Car Key Burglaries (2018-19)



Heat Map of Vehicle offences (2019-20)



Comparison to Force:

Highest level of Vehicle Crime in the force-area

Rate of Vehicle Offences

Local rate: 5.4 per 1,000 pop.

Force rate: 3.4 per 1,000 pop.

Direction of travel: Persistent challenge

Public expectation: Moderate

At risk groups: Communities in higher-value suburban areas with detached homes and lower-levels of overall housing density. Analysis across the force-area suggests that households in the most affluent parts of affected CSP areas have been disproportionately affected by car key burglaries.

County Lines

Volume and potential harm:

Small volume / Substantial individual and community harm

CSPs with priority:

Cannock Chase, East Staffordshire, Lichfield, Newcastle-under-Lyme, (South Staffordshire), Stafford, (Staffordshire Moorlands), Stoke-on-Trent, Tamworth

Summary:

The use of County Lines to traffic drugs from urban areas into rural areas, causes significant issues for communities; particularly through the degradation of local areas through use of properties for drug use, drug supply and other criminal activity, and as a result of violent disorder and disputes between Organised Crime Groups (OCGs) and Urban Street Gangs (USGs) over control of particular County Lines and Drug Supply in specific areas.

The use of County Lines by OCGs is not limited to the supply and movement of drugs; the same criminal infrastructure is linked to Modern Slavery and People Trafficking, Child Sexual Exploitation (CSE) and Child Criminal Exploitation (CCE), Serious Violence, Money Laundering and the supply of illegal weapons.

County Lines activity often relies on 'cuckooing'; a practice where criminals take over a vulnerable person's home and use that property for criminality. Victims are often people who misuse substances such as drugs or alcohol, but there are cases of victims with learning difficulties, mental health issues, physical disabilities or who are socially isolated. People who choose to exploit will often target the most vulnerable in society and will establish a relationship with the vulnerable person in order to access their home. Cuckooed addresses are commonly used to store or distribute drugs, but can also be used in people trafficking and modern slavery, supply or storage of illegal firearms, sex work, or as 'safe houses' for criminals themselves who are trying to avoid detection by the Police.

OCGs involved in County Lines also exploit vulnerable young people (predominantly young men and boys) by "recruiting" them into County Lines activity, and in particular using these individuals for high-risk activity such as street dealing of drugs and the recovery of drug debts from drug users.

There is no significant positive or negative shift from the previous refresh or full assessment in terms of the risks presented to communities by County Lines activity. A level of County Lines risk exists in all CSP areas in Staffordshire & Stoke-on-Trent – with known risks around organised drug supply through County Lines as well as People Trafficking / Modern Slavery offences, in addition to elements of weapons offences. There is additional risk in several areas in Staffordshire & Stoke-on-Trent, due to high proportions of children in care, who are at elevated risk of being criminally exploited and recruited into organised crime by both OCGs and USGs.

At this point in time (November 2021) it appears that the Covid-19 pandemic has had little direct impact on drug supply (or demand) overall. Impact on drugs offending locally has been the result of significant long-term targeted operations conducted by Staffordshire Police and in partnership with neighbouring police forces.

Direction of travel: Long-term risk

Public expectation: Critical / National expectations

Local hotspots: (See Staffordshire Police's Serious and Organised Crime Assessment)

At risk groups:

Criminal exploitation:

Young males (aged 10-19) in disadvantaged communities and in care (LAC) or attending Pupil Referral Units (PRUs) are at particularly high risk of being criminally exploited through organised crime and gang membership.

'Cuckooing' risk:

Adults with existing drug or alcohol dependency, and adults and young adults with learning difficulties and/or mental health needs – particularly those who are living independently but who are socially isolated. There are significant levels of repeat drug possession offences in a number of wards across the force-area, and it is likely that many of the vulnerable individuals known to services in these areas for Class A drug use are at increased risk of cuckooing.

Public Place Violence (including Knife Crime)

Volume and potential harm:

Moderate volume / Moderate individual harm / Substantial community harm

CSPs with priority: East Staffordshire, Newcastle-under-Lyme, Stoke-on-Trent, Tamworth

Summary:

There have been some significant reductions in Public Place Violent (PPV) offences during periods of Covid restriction. Across Staffordshire and Stoke-on-Trent overall, PPV crime fell by over half (-51%) in 2020-21 and fell by around two-fifths in Tamworth (-42%).

There were 375 violent offences in Public Spaces in Tamworth during 2020-21, compared to 650 in the previous year pre-pandemic. This is currently equivalent to a rate of 4.9 per 1,000 population, which is in line with the force-area (4.4) although the third highest amongst the nine local CSP areas.

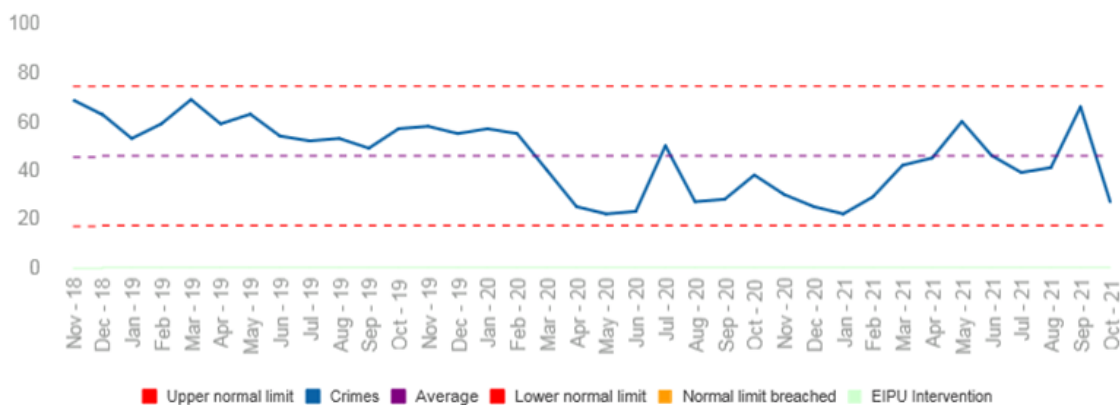
However, in the year to date (ending October 2021) the easing of lockdown restrictions have seen some increases in PPV offences (see figure below). Increases have not been outside of normal expected levels, but there have been particular spikes in May and September 2021.

There are evidenced links between alcohol and violent offences, and particularly those in public spaces; while around 7% of all crime in Tamworth in 2020-21 was alcohol-related, this increases to 15% amongst PPV offences. However pre-pandemic (2019-20) closer to a fifth (19%) of all PPV featured alcohol as a factor.

Nationally there has been recent concern about Knife Crime, although this is a present, but limited concern in Staffordshire and Stoke-on-Trent – with very low observed rates (less than 0.5 per 1,000 people) across most CSP areas, with the exceptions of Newcastle-under-Lyme (0.5), Tamworth (0.7) and Stoke-on-Trent (1.1).

While generally low in number, overall there has been little impact on Knife Crime as a result of the pandemic. Across the force-area overall there have only been ten fewer incidents in 2020-21 compared to the previous year. In Tamworth there has been a very small increase (+10 incidents) compared to the previous year, but this is not considered to be of concern.

Public Place Violent Crime – Three years ending October 2021 – Tamworth



Comparison to Force: Overall rate similar / One ward rate high

Direction of travel: Consistent but significantly affected by COVID

Public expectation: Moderate

At risk groups:

Public Place Violence offenders are predominantly young men (aged 18-29), although there are some female offenders, mainly aged under 40 years. Knife Crime offenders are also mainly young men (aged under 30 years) with a particularly high proportion of Under 18s (mostly aged 14+).

With both PPV and Knife Crimes – both offender and victim are mainly young men, in particular those aged under 30 years. In many instances, the offender and the victim are of the same age group.

Public place violence is polarised towards town centres and commercial areas, and poses the greatest risk to the public between 21:00-04:00hrs, particularly where alcohol is a factor.

Vulnerable Persons: Drug use and possession

Volume and potential harm:

Small volume / Substantial individual harm / Severe community harm

CSPs with priority: Cannock Chase, East Staffordshire, Lichfield, Newcastle-under-Lyme, Staffordshire Moorlands, Stoke-on-Trent, Tamworth

Summary:

Drugs can be a factor in a range of crimes – although drugs are less-prevalent as a factor compared to alcohol. Similarly to crime overall, the pandemic has seen reductions in Drugs Offences at a force-wide and local level.

In 2020-21 around 3% of recorded crime in Staffordshire and Stoke-on-Trent was flagged as being drugs-related, compared to about 7% which is flagged as alcohol-related. In Tamworth however, drugs-related offences are less frequent, with around 2% of crime flagged for drugs in 2020-21 – the lowest amongst the nine local CSP areas.

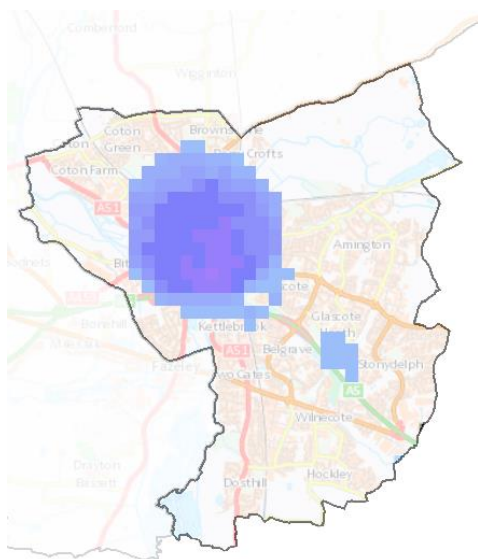
Drug users themselves are a particularly vulnerable group, and as well as facing significant health, housing and employment challenges, drug users often also experience Domestic Abuse. Children in families where drug use is prevalent are often at significantly increased need of safeguarding and support.

Drug users are at significant risk of being criminally exploited through County Lines and other aspects of organised crime; often drug dealers/suppliers will allow users to accrue substantial levels of drug-related debt, and use this as leverage to have the user conduct criminal activity on their behalf or use their home for criminal activity (cuckooing).

Tamworth does not experience particularly high levels of Drugs Offences overall (1.5 per 1,000 people compared to 1.4 force-wide) - however prior to the pandemic (2019-20) the rate of Drugs Possession offences in Castle ward (8.0) was the fourth highest rate out of 201 wards in Staffordshire and Stoke-on-Trent.

While drug-related offending does not appear to be a significant problem for Tamworth overall, levels of Drugs Possession offences in some areas suggest that there may be a proportion of long-term persistent drug-users.

Drug Possession hot spots, Tamworth, (pre-pandemic) 2019-20, Staffordshire Police



Comparison to Force: Overall rate similar / One ward in Top 5 for Drugs Possession offences

Drugs Offences

Local rate (per 1,000 people): 1.5

Force rate (per 1,000 people): 1.4

Direction of travel: Consistent concern

Local hotspots:

Castle ward: Possession offences (8.0 per 1,000)

At risk groups: Adults with known drug dependencies, particularly those who have previously accessed or who are presently accessing treatment programmes for Class A drug use or dependency.

Vulnerable Persons: Mental Health

Volume and potential harm:

Small volume / Moderate to severe individual harm / Low community harm

CSPs with priority: Cannock Chase, East Staffordshire, Lichfield, Newcastle-under-Lyme, Stafford, Staffordshire Moorlands, Stoke-on-Trent, Tamworth

Summary: Mental Health is a cross-cutting theme, with links to a range of other vulnerabilities. Many with mental health needs appear in other high-risk cohorts; including those with drug and/or alcohol challenges, those socially isolated and living in poor quality housing, as well as young people and adults who are at risk of criminal exploitation.

Vulnerable people, including those experiencing mental health issues, are often at greater risk of being a victim of crime - targeted by criminals who exploit vulnerabilities and take advantage through financial or criminal exploitation.

Early indications suggest that the Covid-19 pandemic is having an impact on mental health and wellbeing. Staffordshire Police data shows that while crime rates have fallen, although low in number, the rate of offences where Mental Health is considered a factor has increased by four-fifths (+80%) in Tamworth in 2020-21. Around 8% of all crime in Tamworth in 2020-21 had mental health as a factor – a considerable increase on the 4% observed previously.

This is of some concern within Tamworth, as the rate of offences where Mental Health is considered a factor has increased from being one of the lowest in the force-area (and below the force average) pre-pandemic (2.5 per 1,000 population in 2019-20) to the highest (4.6) in 2020-21 and well above the force level (3.5 per 1,000 population).

Local⁷ and national⁸ COVID surveys have highlighted that more than two-thirds of people feel that the pandemic has had a negative impact on their life, with many feeling stressed and anxious. Further analysis⁹ found that, taking account of pre-pandemic trajectories, mental health has worsened substantially (by 8.1% on average) as a result of the pandemic. Young adults and women – groups with worse mental health pre-pandemic – have been hit hardest.

Levels of GP depression diagnoses in 2020-21 for Tamworth residents were higher than national levels, with 14.6% of the adult population having a diagnosis of depression, compared to 12.3% across England.

Public Health England (PHE) estimates for Tamworth suggest that around 9.8% of children aged 5 to 16 years (approximately 1,100 children) in the area are likely to have a mental health disorder. This is the 2nd highest proportion in the force area, and falls within the top 20% of highest rates in Local Authorities in England.

Estimated prevalence of common mental disorders (Public Health England):

		% of population
Children (age 5-16)	England	9.2
	Force-wide	9.5
	Tamworth	9.8
Adults (age 16+)	England	16.9
	Force-wide	16.4
	Tamworth	16.6
Older adults (age 65+)	England	10.2
	Force-wide	10.2
	Tamworth	10.5

Comparison to Force: Rates of recorded crime where Mental Health is considered to be a factor have increased significantly in 2020-21 and are currently the highest in force. However, rates of Mental Health diagnoses are largely similar to force-wide and national levels.

⁷ Staffordshire County Council – Residents Survey

⁸ Office of National Statistics (ONS) - Coronavirus and the social impacts on Great Britain

⁹ Institute of Fiscal Studies (IFS) - The mental health effects of the [first] lockdown and social distancing during the Covid-19 pandemic in the UK

Vulnerable Persons: Contextual Safeguarding

Volume and potential harm: Moderate volumes / Moderate to Severe individual and community harm

CSPs with priority: Cannock Chase, Newcastle-under-Lyme, Stoke-on-Trent, Tamworth

Summary: CSPs with priority: Cannock Chase, East Staffordshire, Lichfield, Newcastle-under-Lyme, (Stafford), Stoke-on-Trent, Tamworth

Summary:

The 'toxic trio' of risks that are most likely to result in home or family safeguarding concerns – parental mental ill-health, drug and alcohol misuse, and domestic abuse are particularly present in parts of Tamworth, resulting in an elevated level of need for safeguarding of young children (under 11 years of age).

The large majority (63%) of children in Staffordshire and Stoke-on-Trent who are subject to a Child Protection Plan are primarily being safeguarded as a result of neglect, followed by just under a third (31%) who have experienced emotional abuse. Compared to England, the force-area sees a greater proportion of children subject to a plan as a result of neglect, with lower proportions experiencing emotional, physical or sexual abuse.

It is considered, that similarly to many other areas of vulnerability – the COVID-19 pandemic will result in considerable increases in demand for safeguarding services. In an assessment conducted by the NSPCC¹⁰ it is considered that the Coronavirus pandemic will considerably intensify a range of risk factors that children face, particularly as a result of;

- **Increase in stressors to parents and caregivers**
- **Increase in children and young people's vulnerability**
- **Reduction in normal protective services**

While it is important to consider the safeguarding of young children and risk of harm within the family environment, as young people move from childhood and into adolescence, they spend increasing amounts of time socialising independently of their families. During this time the nature of young people's schools and neighbourhoods, and the relationships that they form in these settings, inform the extent to which they encounter safeguarding risks in settings outside their families.

There are some concerns in Tamworth relating to the safeguarding of young people outside of their family contexts – particularly the risk of criminal exploitation by Urban Street Gangs (USGs) and organised criminals of vulnerable young people, who can be lured into criminality with the promise of financial gain, and perhaps the appeal of fraternity.

Young people who are Looked After Children (LAC) and who have been placed in care, or who attend pupil referral units (PRUs) are at particularly increased risk due to their level of vulnerability and often unstable social networks and networks of support. Once groomed, these young people are then often used for high-risk activities, increasingly linked to County Lines drug supply activity, such as street dealing and transporting drugs and recovering drug debts.

Rates of Children's Safeguarding referrals and Looked After Children in Tamworth have been a historical concern, and have been a particular issue in Glascote ward.

Direction of travel: Ongoing concern

Local hotspots: Glascote (Rates of Child Protection and Looked After Children)

At risk groups:

Criminal exploitation:

Males aged 10 to 19 in disadvantaged communities (particularly including LAC and those in PRUs)

Children's safeguarding:

Children (birth to 17) living in communities with high levels of deprivation, domestic abuse, drug and alcohol use.

¹⁰ NSPCC - Social isolation and the risk of child abuse during and after the coronavirus pandemic (2020)

Additional Challenges for Consideration

Repeat and Persistent Offending

Priority: Re-offending

Priority sub-type: Repeat and Persistent Offenders

Volume and potential harm: High volume / Moderate individual harm / Substantial community harm

CSPs with priority: Cannock Chase, East Staffordshire, Lichfield, Newcastle-under-Lyme, Stafford, Staffordshire Moorlands, Stoke-on-Trent, Tamworth

Summary:

Repeat and persistent offenders are consistently disproportionately responsible for crime in Staffordshire, with the minority of offenders responsible for the majority of offences.

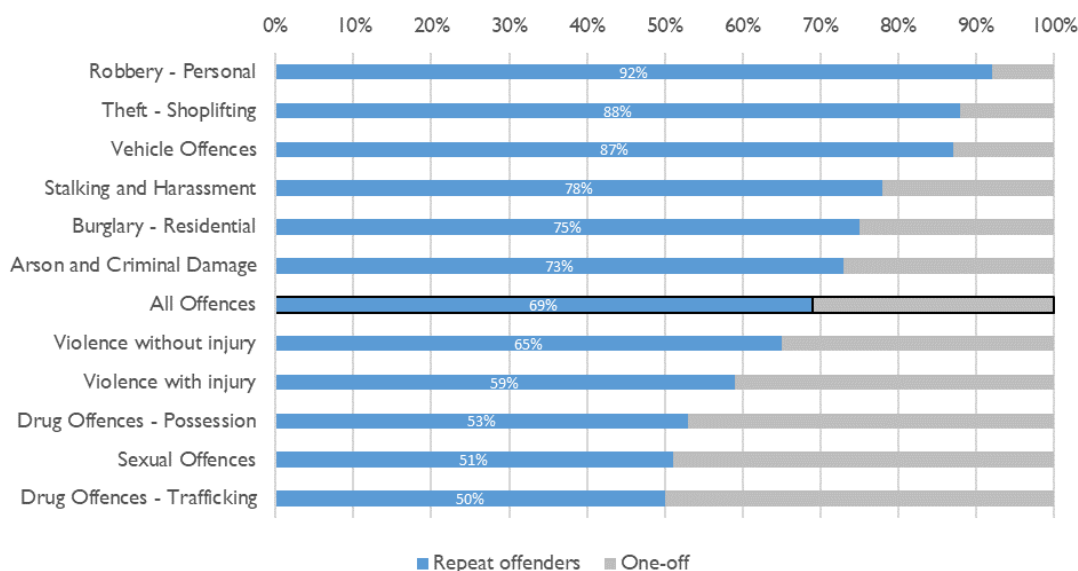
Latest available analysis (2018-19) found that around 44% offenders living in Tamworth were considered repeat or persistent, and they were responsible for 68% of recorded crimes where an offender was identified.

All major types of crime saw more than half of all incidents committed by repeat offenders, however, acquisitive crimes, such as Burglary, Vehicle Offences, Theft and Robbery tend to see the highest proportion of repeat offenders, while the proportion of Domestic-flagged offences committed by repeat offenders was in line with crime overall (69%).

Offenders with known drug offences or offences where drugs were considered a factor in their recent offending history, are substantially more likely to be repeat and persistent offenders. Around 55% of those flagged for drug-related offending in Tamworth were repeat and persistent offenders, compared to 43% of those with no recent drug-related offending. While offenders with previous drug-related offending tend to be responsible for a disproportionate amount of acquisitive offending across the force area (committed 25% of acquisitive crime, 17% of crime overall) this is not the case in Tamworth; with drug-related offenders responsible for about 11% of crime overall, and 13% of acquisitive crimes.

Youth offenders (those aged under 18) are not disproportionately likely to be repeat and persistent offenders (around 46%), however younger adult offenders, particularly young men, are consistently the most likely to be repeat offenders; of those aged 20-25 years in Tamworth, 54% were Repeat or Prolific Offenders and accounted for 80% of the crime committed by 20-25 year olds.

Proportion of total offences (by type) committed by Repeat Offenders, Staffordshire Police 2018-19



Comparison to Force: Overall rate similar

Local proportion: 44% offenders, 68% crime

Force proportion: 45% offenders, 71% crime

Direction of travel: N/A

Public expectation: Substantial

At risk groups: Younger males (aged 25-29 and 30-34) particularly those from disadvantaged communities, and adults with drug dependencies are highly likely to repeatedly offend.

Fire and Rescue

Volume and potential harm: Small volume / Moderate to severe individual harm / Low community harm

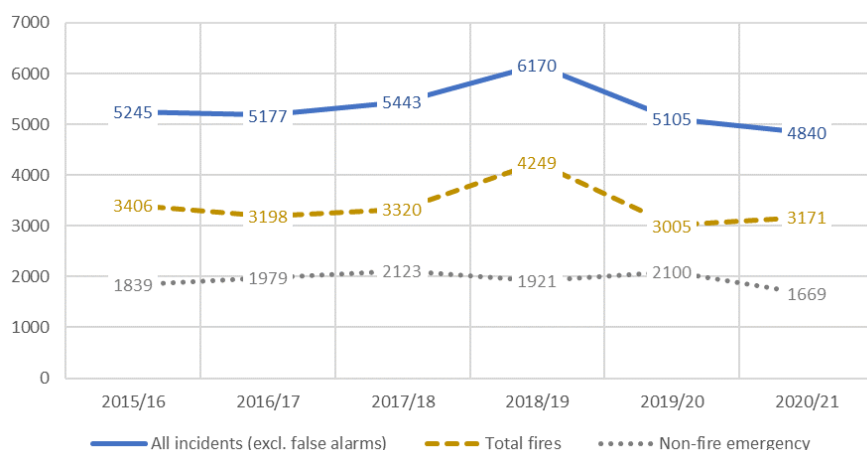
CSPs with consideration: Cannock Chase, East Staffordshire, Lichfield, Newcastle-under-Lyme, South Staffordshire, Stafford, Staffordshire Moorlands, Stoke-on-Trent, Tamworth

Summary:

The work that Fire & Rescue Services (FARS) do has changed significantly over the last twenty years, with a shift in the types of incidents attended at both a national and local level. Broadly while nationally and locally FARS have seen considerable reductions in fires (particularly vehicle and dwelling fires) the number of non-fire incidents attended have increased considerably. While across England total incidents attended have fallen by around two fifths (-40%) between 1999-2000 and 2019-2020, the proportion of Non-Fire Incidents attended have increased by around 11% over the same period.

At a local level FARS demand across Staffordshire and Stoke-on-Trent had remained largely consistent across the five years pre-pandemic, with the exception of considerable and complex wild-fires in 2018-19, which lasted for over a month. It is considered that extreme weather events as a result of climate change will see incidents such as large scale fires in open areas and flooding becoming more frequent.

Fire and Rescue Incidents, Staffordshire Fire and Rescue Service, 2015-16 to 2020-21



Some pockets of the force-area have a high proportion of residential properties in areas of high housing density which may carry some fire risk. The majority are areas with higher proportions young families with limited resources and areas with older-persons (65+) who are living alone.

There are a range of factors which appear to disproportionately result in casualties these are primarily; incidents involving chip-pan or deep-fat fryers, fires that are started by smoking materials (such as cigarettes), fires in dwellings where no alarm system is present, fires where the main occupant is under the influence, and fires where the main occupant has an underlying medical condition or illness. Risk can often be considerably higher for individuals as a result of their age, infirmity, physical disability, mental health or drug and alcohol abuse.

As well as vulnerable people, there is a need to focus its efforts on vulnerable locations. The tragic events at Grenfell Tower have increased the emphasis on technical fire safety audits, inspections of premises and the use of enforcement powers. Legislation is expected imminently which will formalise these. Staffordshire Fire & Rescue Service is already responding positively to this challenge with the recruitment of more specialist staff. It is already clear that protection work will be an increasing priority for future investment and resource allocation

Fires affecting businesses can have significant impact; causing difficulties for suppliers, retailers and affecting employees either temporarily or sometimes permanently. Up to 60% of small businesses do not recover from a severe fire. It is incredibly important that new businesses engage with the Fire & Rescue business support service team to receive fire safety advice and guidance.

Direction of travel: Consistent demand. Increasing complexity.

Public expectation: Substantial

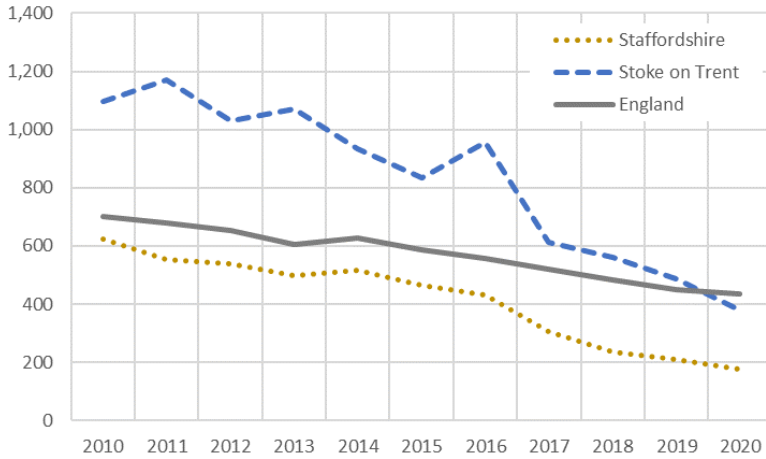
At risk groups: Older adults as well as those with physical disability, mental health challenges, or on going drug or alcohol challenges are considered to be at particularly high risk. Following the Grenfell Tower tragedy there is ongoing work to identify any physical premises locally which may be considered high risk.

Safer Roads

There have been considerable reductions in road casualties at a national and local level over the past decade; while the rate of casualties per billion vehicle miles has fallen by around two fifths nationally (-38%) they have fallen by almost two-thirds (-65%) in Stoke-on-Trent and by close to three-quarters (-72%) in Staffordshire in the same period.

Casualties per billion vehicle miles in Stoke-on-Trent have reduced by a significant amount, from being far above the national average up until 2016, to slightly below in 2020.

Department for Transport (DfT) STATS-19 reporting: Casualties per billion vehicle miles



The vast majority of injuries that occur on roads in the force area are non-serious and non-fatal. Out of 1,146 casualties on local roads in 2020 around 86% (985) resulted in slight injury, around 13% (149) resulted in serious injury, and just under 1% (12) were fatal. These proportions have remained largely consistent over time; in 2019 around 85% of casualties were non-serious and non-fatal, and in 2018 around 87% of casualties were 'slight'.

The pandemic and national lockdowns have had considerable impact on road use in 2020, with significantly fewer vehicles using the roads between March and June 2020. Locally the result has been a 35% reduction in casualties overall, a 46% reduction in serious casualties and a 56% reduction in fatal casualties.

While local roads are in general very safe and see a decreasing number of casualties, amongst road casualties there are some groups which are disproportionately likely to experience serious or fatal injuries; over the last four years in Staffordshire and Stoke-on-Trent motorcyclists, pedal cyclists and pedestrians have been disproportionately likely to be seriously or fatally injured when involved in collisions. This is also the case at a national level.

Although there is a significant motorway network which flows through and around the force area, collisions on motorways account for no more than 5% of all road casualties in Staffordshire and Stoke-on-Trent, and roughly 2-3% of casualties which resulted in serious or fatal injury.

Serious and fatal collisions in Staffordshire are more likely to occur on rural roads than on urban roads/streets or on the motorways network. DfT data¹¹ suggests that over the past three-years the majority of fatal road casualties have occurred on rural roads; while 37% of local road casualties overall occur on rural roads, around 46% of all serious casualties occur in rural areas, and in 2019 approximately 78% of fatal casualties occurred in rural areas.

Recent local analysis suggests that drivers aged over 60 who live in rural areas are more likely to be involved in collisions than younger drivers and those who live in urban areas.

Direction of travel: Consistent improvement.

Public expectation: Substantial

At risk groups:

Where collisions occur on rural roads they are more likely to result in serious or fatal injuries than those that occur on urban roads or local sections of motorway. Cyclists, motorcyclists and pedestrians are also more likely than average to experience serious or fatal injuries when involved in collisions.

¹¹ Department for Transport – Interactive Road Casualties data: <https://maps.dft.gov.uk/road-casualties/index.html>

Violence Against Women and Girls (VAWG)

It is clear that many women do not feel safe in public or online; recent government research has shown that girls do not feel safe at school or in other educational establishments, and many women and girls in the UK have experienced verbal abuse, intimidation and sexual harassment in public spaces.

While a proportion of violent offences experienced by women and girls in Staffordshire and Stoke-on-Trent are domestic-related, a considerable amount are not. In the 12 months to October 2021, while non-domestic violent offences with a victim of any gender saw no change on the previous year (+/- 0%), non-domestic violent offences with a female victim increased by around 7% in the same period.

There is clear focus on improving confidence in reporting VAWG offences; notably in recent years (and particularly the last 18 months) locally there has been considerable improvement in the visibility and recording of Stalking offences.

In late 2020 a call for evidence was made by the Government, to inform a revised VAWG strategy, which was published in July 2021. The new VAWG strategy sets out some key objectives for the UK Government within the strategy, primarily to:

- Increase support for victims and survivors.
- Increase in reporting to the police, in addition to;
- Increased victim engagement with police, leading to;
- Increases in the number of perpetrators brought to justice, and;
- Reduce the prevalence of violence against women and girls overall.

The intent of the VAWG Strategy (2021) is to achieve these through improved earlier intervention and prevention and improving and strengthening existing systems.

Business Crime

The total price tag of burglary, shoplifting, robbery, criminal damage, theft and other offences against businesses in Staffordshire is estimated at over £7,300 per hour. Fraud alone costs companies £9.1 billion nationally a year. Over a third (39%) of businesses do not report crime to police.

In the 12 months to November 2021, there were around 560 instances of Fraud recorded by the National Fraud Intelligence Bureau (NFIB) affecting organisations in Staffordshire and Stoke-on-Trent, with total losses of around £3.7million. Unlike fraud committed against individuals, which has shown a local increase, fraud committed against businesses in Staffordshire has reduced by just over a tenth (-11%) compared to the previous 12 months.

Local research conducted on behalf of the Staffordshire Commissioner's Office has highlighted that many small businesses locally are particularly concerned about Fraud and Online crime, and this acts as a barrier to their development of online services.

Staffordshire has a high proportion of small and micro businesses, many of which do not have the same resilience as larger national and multi-national businesses. As a result, smaller businesses risk being significantly harmed and disrupted by experiences of crime. Business crime affects a broad range of businesses in Staffordshire; from incidents of criminal damage and arson, to large businesses who are victims of fraud and cyber-crime, and farms who are victims of machinery and thefts of 'off road' vehicles used in farming and agriculture.

On a national scale there have been significant Cyber-Crime offences committed against large businesses, particularly linked to "Ransom-ware" based extortion, which still present a significant risk to businesses, particularly those who rely on less up-to-date information technology infrastructure and equipment. Businesses in Staffordshire & Stoke-on-Trent experienced a number of cyber-crime incidents in the last 12 months; including hacking of company emails and Malware attacks.

Modern Slavery

Modern Slavery refers to the offences of human trafficking, slavery, servitude, and forced or compulsory labour. This can then be considered as five sub threats: sexual exploitation of adults; trafficking of adults into conditions of labour exploitation; trafficking of adults into conditions of criminal exploitation; trafficking of minors into conditions of sexual, criminal or labour exploitation; and other forms of exploitation¹².

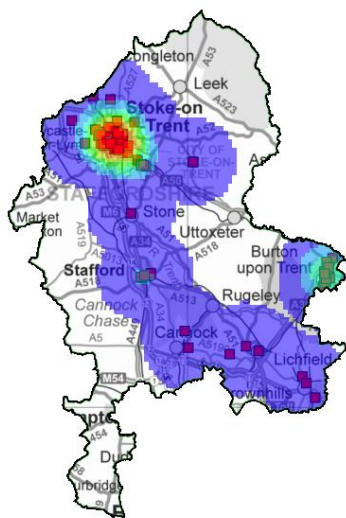
The scale of Modern Slavery is consistently and gradually increasing and it is likely to continue to do so¹³. Modern Slavery is a highly complex and hidden crime which makes it challenging to accurately measure in terms of prevalence; however there have been year on year increases in the number of victims identified. Staffordshire has seen a gradual increase in the reporting of Modern Slavery which is in line with the national picture.

Known victims and perpetrators of Modern Slavery offences in Staffordshire and Stoke-on-Trent are predominantly White British, although there have been increases in cases with victims who are Albanian. There remain a small number of Romanian, Slovakian and Vietnamese victims and perpetrators. Perpetrators often target those with the same geographic origin – and as such the ethnicity of the victim and perpetrator are usually the same.

British victims tend to be those who have fallen on difficult times, making them vulnerable to promises of well-paid work complete with decent accommodation. Non-British victims are brought into the UK from areas of conflict and/or economic hardship, with the promise of a new life, usually paying significant sums of money for transportation. Frequently traffickers will add debt on to the money already paid and expect those being illegally trafficked to either pay additional money or work for the traffickers until the additional 'debt' has been paid – in some instances this is linked to County Lines drug supply, with victims expected to manage cannabis farms/cultivations.

Although numbers are low, the level of OCG activity related to Human Trafficking (related to Modern Slavery and Exploitation) and Organised Immigration Offending is of some concern in limited parts of the force-area – with criminals involved in these offences also often involved in the smuggling of other commodities and money laundering.

Modern Slavery recorded by Staffordshire Police



¹² NCA – National Strategic Assessment of Serious and Organised Crime 2018

¹³ <https://nationalcrimeagency.gov.uk/what-we-do/crime-threats/modern-slavery-and-human-trafficking>

Quality of Life and Wider Determinants

There are a range of factors which affect individual quality of life, life chances and overall vulnerability. The factors considered to be of most concern within Tamworth are; deprivation and economic stress, drug and substance misuse, mental health and children and young people at risk of safeguarding.

It is considered that the impact of the Coronavirus pandemic will be a lasting one, with potentially greater impact on those in society who were already considered to be vulnerable.

Child safeguarding demands have been particularly high in Tamworth, with the area experiencing rates of Child Protection Plans (CPP) and rates of Looked-after Children (LAC) in recent years which are statistically higher than the rates for England. Glascote ward is of particular concern, with the highest rates of both CPP and LAC in the area.

While rates of conceptions amongst under 18 year olds had previously been an area of concern, latest available data (2019) shows that these are now in line with national levels (15.2 per 1,000 U18s locally, 15.7 nationally).

School attainment at KeyStage 4 (previously GCSE) is below the national level, and has been for a period of time, which may have links to slightly higher local levels of universal credit claims amongst younger people. Latest attainment data (2019-20) shows that average Attainment 8 scores in Tamworth (46.1) are well below national levels (50.2) and the joint lowest of Local Authority district and borough areas in the West Midlands region. Missing the national standard for KS4 can be particularly problematic, as it can act as a barrier to accessing college and sixth form learning and as a barrier to securing apprenticeships. There are risks that this might result in limited employment opportunities and make some young people more vulnerable to being criminally exploited.

The pandemic and lockdowns have had a considerable impact on Universal Credit claims both nationally and locally. In Tamworth, during the first lockdown the Claimant Count (percentage of working age adults claiming universal credit) doubled within two months between February 2020 (3.2%) and May 2020 (6.4%). This is in line with rates seen nationally. As at the end of September 2021 this rate had reduced (4.8%) but remains higher than pre-pandemic.

While a good proportion of adults are in work, earnings are generally lower than average for those who live in Tamworth. Pre-pandemic gross yearly pay for a Tamworth resident in full-time work remains around £1,600 lower than the national average, with wage increases locally not keeping up with national increases over the past five years. This is likely to have a growing impact on the lives of local residents, with considerable inflation levels observed in 2021.

Healthy lifestyles are a significant concern for Tamworth; particularly healthy weights for adults. Latest data (2019-20) shows that 71% of adults in Tamworth have a BMI score which sits in the Overweight or Obese range. This is significantly higher than the national level (63%)

While alcohol-dependency and related concerns have reduced in Tamworth in recent years, latest Public Health data (2019-20) shows that hospital admissions for alcohol related conditions have not increased since the previous Strategic Assessment, but still remain significantly above the national level. While hospital admissions for alcohol-related conditions are high, alcohol-specific deaths in Tamworth are in line with national levels.

There are some concerns around older adults in Tamworth. The rate of hospital admissions for falls amongst those aged 65 years and older are very high (3,039 per 100,000 adults over 65) and significantly above national levels (2,222 per 100,000). Concern is greatest amongst those aged 80 and older, where presently (2019-20 data) Tamworth has the highest rate of admissions due to falls in England (8,392 per 100,000 adults over 80). It is possible that this may be the result of a growing elderly population, in line with increases in overall life expectancy, and more people for long but not in good health.

Public Confidence & Feeling the Difference

It should be noted, that in 2019, the decision was made to redevelop it's approach to a Staffordshire and Stoke-on-Trent public confidence residents' survey. As such the Feeling the Difference survey ceased.

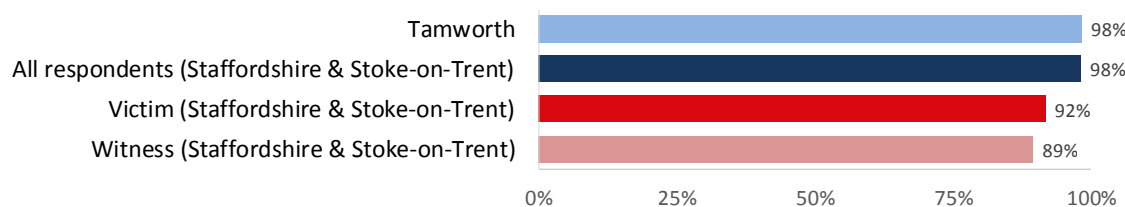
The final wave of the Feeling the Difference surveys were completed in late 2018 (referenced below) with a new approach surveys in development. Findings from new surveys will be shared, as relevant, once available.

In previous analysis a high proportion of residents were satisfied with Tamworth as an area to live (93%) and the large majority are satisfied with their quality of life (92%).

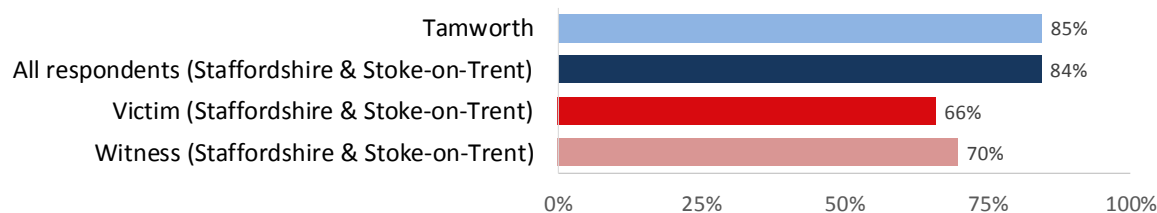
Around half (46%) of residents appear to be satisfied with the level of police presence in the local area, while overall feelings of safety in Tamworth are high; local residents report that they feel very safe in Tamworth during the day (98%) and the very large majority also feel safe after dark (85%). Most residents (87%) feel that it's unlikely that they will be a victim of crime at any point in the future.

Data shows us that those who have previously experienced crime first-hand, as either a victim of crime or a witness to a crime, generally feel less safe than the population overall. This is particularly acute when considering how safe residents feel at night or after dark.

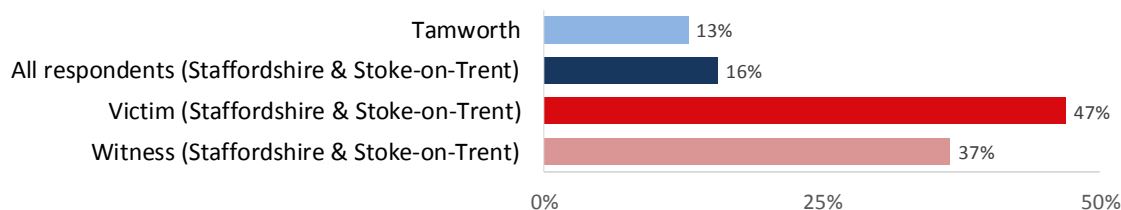
Feelings of safety during daylight hours



Feelings of safety at night/after dark



Feel likely that they will be a victim of crime



Appendices

Appendix A: Overall recommendations

Ensure that partnerships maintain links with Staffordshire Police, through the Knowledge Hub and local Policing Commanders, in order to identify emerging risks and priorities in 'real time' as they occur throughout the year – including making use of available Business Intelligence resources such as the Staffordshire Police Knowledge Hub BRAIN Gateway, and making use of relevant emerging risk assessment and strategic documents.

Partnerships should engage with Police Thematic Leads for each of their identified areas of priority in order to engage with and influence the Police response to priority challenges.

Ensure that partnerships remain engaged with relevant Needs and Risk Assessments developed through the Staffordshire Commissioner's Office, through Local Authorities, and in other Safety Partnership areas, so that emerging learning and recommendations can be reflected in ongoing partnership strategy and delivery.

Where services have been commissioned centrally, Safety Partnership areas and services should engage with one-another in order to share knowledge and expertise, to ensure that delivery is appropriately meeting local demand, and compliments any existing delivery and services.

The full partnership should explore approaches which will allow young people to anonymously report concerns around crime, radicalisation or extremist behaviour, and criminal exploitation - which can then be escalated through mechanisms such as Multi-Agency Risk Assessment Conferences (MARAC) or similar. In particular, but not limited to, giving young people an opportunity to communicate concerns that they may have about;

- Potential criminal exploitation of themselves or others (incl. gang-related activity/recruitment)
- Knowledge of weapons possession or 'stashing'¹⁴ amongst their peers
- Drug or alcohol misuse (their own, or that of others)
- Potential radicalisation or extremism, or other concerning hate-related behaviour
- Knowledge of other criminal behaviour in the community which is a cause for concern

Appendix B: Specific recommendations for key priorities

As this report considers the current position in the context of the priorities and recommendations set out in the full three-yearly Strategic Assessment (issued last year, 2019) many recommendations and priorities remain unchanged from the previous full SA. Where recommendations are new additions or revised compared to the previous report, these are clearly highlighted with a prefix.

Anti-Social Behaviour (ASB)

[New and emerging] There should be consideration for how partnerships can support and develop a coordinated response to ASB across agencies. This should include work to develop the understanding and use of available tools and powers as part of a joint response to ASB.

Recommendations added in the previous refresh:

Work is needed to better understand where Hate is a factor in ASB and identify if there are communities where Hate-related ASB is of particular concern. Where there are concerns that ASB is hate-related, Partnerships should consider whether this is significant enough to refer perpetrators in to Prevent.

Existing recommendations for the duration of the three-year assessment period:

The pan-Staffordshire ASB Strategy group should continue to engage with Safety Partnerships and vice versa to help improve our knowledge and understanding of ASB in the force-area There is a need to continue to develop understanding around risk and protective factors affecting young people and their involvement in ASB.

Partnerships should continue to share information on perpetrators and particularly repeat and younger perpetrators (of both public place ASB and Neighbour Disputes) to ensure that individuals receive multi-agency support where appropriate in order to reduce re-offending. [Cross-cutting to Repeat & Persistent Offending recommendations]

As much ASB is public-place Rowdy & Inconsiderate Behaviour, Partnership areas should continue to consider options to limit ASB in hot-spot areas, including the use of provisions such as Public Space Protection Orders.

¹⁴ Stashing refers to the practice of hiding knives and other weapons in public places, such as parks or undergrowth, so that they are available for individuals to use in violent offences – without the additional risk of being in possession of the weapon.

Community Cohesion & Tackling Extremism

Recommendations added in the previous refresh:

There should be additional consideration for children who receive home education, including those who have started to be home educated throughout the COVID-19 pandemic, to ensure that they are receiving a well-rounded education in order to prevent any extremist teachings.

Safety Partnerships should engage with the development of Community Cohesion partnership work through the Safer & Stronger Communities Strategic Group, which will link in to existing strategic Hate Crime work and the Prevent board. Partnerships should also strongly consider whether there is a need to work with local partners and stakeholders (such as voluntary sector partners) to develop local Community Cohesion strategy for their local area.

As people spend more time online as a result of COVID-19-related restrictions on social contact, it should be considered that there is increased risk around online radicalisation. Partnerships should continue to raise awareness of extremism and potential signs of radicalisation within communities, and particularly in those communities at risk of emerging extreme right-wing and far-right extremism. Young people, parents/guardians and community members should have an awareness of prevalent extremist groups.

Existing recommendations for the duration of the three-year assessment period:

All Safety Partnership areas must continue with Prevent activity and the work of the Prevent Board; maintaining and building further positive engagement between communities, police and partners; to enable identification of key individuals who may be radicalising others, and to safeguard any vulnerable persons.

There should be central consideration about whether there may be a need for enhanced mechanisms to allow young people to raise concerns if they feel they or their peers are becoming radicalised or showing extremist behaviour.

There remains a need for the Prevent Board and Safety Partnership areas to support partner agencies with low Prevent referral rates, including supporting their understanding of the referral mechanism to improve referral quality.

Safety Partnerships and Prevent partners should continue raising awareness of existing and emerging far-right and extreme right-wing groups and encourage reporting of concerns through usual channels such as Prevent.

Safety Partnerships should engage with other partners to improve knowledge and understanding of hate crime amongst groups who are less present in recorded incidents, in particular; the LGBTQ+ community, those with disabilities and/or learning difficulties, and those with mental health needs.

Domestic Abuse (DA)

[New and emerging] Safety Partnerships should consider the implications of the Domestic Abuse Act (2021), which has provided a legal definition of Domestic Abuse, defines children who witness or experience DA as victims in their own right. The Act further adds statutory duties around the provision of support within DA-related Safe Accommodation.

Responsible authorities are required by the act to form DA Local Partnership Boards, which include oversight over support delivered within Safe Accommodation: CSPs should ensure that they engage with these accordingly.

It is essential that Safety Partnerships remain engaged with relevant pan-Staffordshire DA boards and commissioners, in order to shape how the changes introduced within the act will support local residents and their children.

Existing recommendations for the duration of the three-year assessment period:

There is a continued need for collaborative working across the whole force-area to support the DA agenda, led by established pan-Staffordshire governance arrangements and delivered through the DA Strategy and Action Plan.

There is a continuing need for partners in front-line service to have a strong awareness and understanding of signs of non-physical types of domestic abuse, (e.g. coercive control, financial abuse, psychological abuse including stalking). There is a need to continue to raise public awareness around these types of domestic abuse.

Reaching out to hard to engage cohorts; including men, BME, LGBTQ+, those with Learning Difficulties, Mental Health needs, those in rural areas, as well as those from isolated or marginalised communities is vital in order to give individuals the confidence to come forward and seek support. This should remain linked to other services such as mental health, drug and alcohol misuse and homelessness, as well as education providers from age 14 and up.

Safety Partnerships should engage with partners to develop and improve understanding of Stalking and Harassment offences, and continue to improve awareness and understanding of the Stalking Protection Act (2019) and how the Police can apply for Stalking Protection Orders (SPOs) to address offending and protect victims.

Car Key Burglary and Vehicle Theft

Existing recommendations for the duration of the three-year assessment period:

There is a need to raise awareness of measures that individuals can take to reduce the risk of becoming victims of such types of crime, particularly in high risk and hot-spot areas, and amongst high risk groups. This is equally the case for business and small business owners who rely on vehicles as a business asset.

Safety Partnerships should continue to engage with Staffordshire Police to identify emerging hot-spot areas and vehicle makes/models which are at particular risk, in order to direct relevant preventative activity as appropriate.

County Lines

Recommendations added in the previous refresh:

Given the impact of the Coronavirus pandemic; on physical health, mental health and well-being, employment, and education – it should be considered that over the next 12-24 months there will increases in numbers of people and families considered to be vulnerable. Partnerships must consider that this will not only increase demand on support services and partners, but also increase numbers of individuals who may be at increased risk of criminal exploitation. It is important that mechanisms to document, share, and escalate concerns around exploitation and vulnerability can cope with increased pressure. [Duplicated within Vulnerable Persons recommendations]

Existing recommendations for the duration of the three-year assessment period:

Safety Partnerships should continue to develop and enhance partner and community awareness and sharing of concerns linked to County Lines; primarily the signs of criminal exploitation of young people through organised crime and gang activity, and the signs of criminal exploitation of vulnerable adults through cuckooing activity. Partnerships should continue to promote and encourage community use of Crime Stoppers to allow anonymous reporting.

Safety Partnerships should continue to develop and embed an approach which primarily treats vulnerable individuals who have been criminally exploited as victims in need of support, and ensure that there are targeted early intervention and prevention opportunities in place for individuals who are being or who have been criminally exploited.

There is an ongoing need to continue education in secondary schools and pupil referral units (PRUs) around risks attached to gang membership and organised crime, including ensuring that the mechanisms exist to allow young people to appropriately and anonymously raise concerns about the criminal exploitation of themselves or their peers. Centrally there is a need to ensure that those working with children in care (LAC) such as Care Homes and Foster Carers are aware of signs of criminal exploitation and feel confident in reporting concerns as appropriate.

Public Place Violence and Serious Violence (including Knife Crime)

[Revised] As COVID restrictions have become more relaxed, activity in public places (including activity linked to the night-time economy) has increased, however not to the extent which was initially anticipated. It is highly recommended that Safety Partnerships continue to anticipate that as public confidence grows and the night-time economy recovers, related-incidents will return to pre-pandemic levels.

Existing recommendations for the duration of the three-year assessment period:

All Safety Partnerships should remain engaged with the development and delivery of the Staffordshire and Stoke-on-Trent Serious Violence Reduction Strategy.

Partnerships should continue work with licensing authorities to identify and tackle heavy drinking in areas with high levels of alcohol-related disorder and public place violence. Authorities should work with licenced premises to support staff in recognising signs of potential violence amongst individuals/groups and take appropriate preventative action.

There remains a need for pubs, clubs and bars to have mechanisms whereby those who feel at risk of harm for any reason, can covertly raise concerns and be supported to safely leave the premises to a place of safety. It is important that mechanisms are well-publicised and available to anyone who feels concerned for their safety for any reason.

There are a number of areas which see repeat instances of public place violence, there may be value in exploring options for expanding the 'Safer Places' scheme to allow younger people who feel at risk of violence or harm to use the scheme to find a place of safety while Police are contacted.

To reduce re-offending, joined-up multi-agency support should exist for first-time violent offenders (including those who do not progress through the criminal justice system) in order to support and address relevant behavioural needs and/or any needs relating to mental health, in addition to relevant needs relating to alcohol or substance misuse.

Partnerships should continue to focus on early intervention for young people at risk of gang involvement and should to continue to engage in the delivery and development of gang prevention and disruption strategy as appropriate.

There is ongoing need to work with education settings, pupil referral units, care homes, prisons, youth groups, other youth services, and housing associations to raise awareness of the dangers, risks and legal repercussions associated with carrying knives and other weapons. Local evidence suggests a need to focus on those aged 11-18 years.

There is ongoing need to work with education settings, pupil referral units, care homes, prisons, youth groups, other youth services, and housing associations to raise awareness of the dangers, risks and legal repercussions associated with carrying knives and other weapons. Local evidence suggests a need to focus on those aged 11-18 years.

Vulnerable Persons (incl. Alcohol, Drugs, Safeguarding and Mental Health)

Recommendations added in the previous refresh:

Given the impact of the Coronavirus pandemic on physical health, mental health and well-being, employment, and education – it should be considered that over the next 12-24 months there will be increases in numbers of people and families considered vulnerable. Partnerships must consider that this will not only increase demand on support services and partners, but also increase the number of individuals who may be at risk of criminal exploitation. It is important that mechanisms to document, share, and escalate concerns around exploitation and vulnerability can cope with increased pressure. [Duplicated within Drug Supply and County Lines recommendations]

Existing recommendations for the duration of the three-year assessment period:

Alcohol is a cross-cutting theme across a range of priorities – partners should continue to consider where alcohol may be a factor in offending behaviour or in levels of vulnerability, ensuring support and intervention includes alcohol-related support. Support should be particularly intensive for young people with identified emerging alcohol concerns.

Being under the influence of alcohol remains a factor that disproportionately leads to casualties in dwelling fires, it is vital that those delivering support to individuals around alcohol also assess their residences for fire-related risks.

Centrally there is a need to continue to promote activity to raise awareness of the significant risks attached to drug and substance misuse, including the significant health and psychological risks attached to psychoactive substances previously referred to as 'legal highs'. There is a need to ensure that there is appropriate multi-agency support for young people with drug-related and suspected drug-related offending, in order to deter drug use and provide early treatment where addiction or dependency may be a concern. This should include work with schools, education providers, children's homes and foster carers where appropriate, to ensure that there is a sound understanding of the early signs of substance misuse, so that young people can be supported at the earliest possible opportunity.

There is a need to continue work with appropriate partners, so that workers are able to identify those with drug and substance misuse needs who are at risk of, or may be the victims of, criminal exploitation through activities such as cuckooing or through gang or organised crime activity, and appropriately document, share and escalate concerns.

Stronger knowledge of contextual safeguarding is essential in protecting vulnerable people. Partnerships should help lead the way in moving thinking around safeguarding forwards to address extra-familial risk; including supporting businesses in developing awareness of risks to young people and developing confidence in reporting any concerns.

It is essential that young people are aware of signs of potential criminal exploitation, and that mechanisms exist to allow young people to safely communicate concerns about criminal exploitation of themselves or their peers.

There is an ongoing need to keep prevention and early intervention work at the heart of community safety strategy, particularly focussing on young people who are at risk of either offending or becoming victims of crime. This must include work with looked-after-children (LAC) who are a particularly at-risk group and children in Pupil Referral Units (PRUs) who are greater risk of coming into contact with the criminal justice system and increased risk of exploitation.

Mental health is a cross-cutting area of need, with many of the most vulnerable victims and offenders (including those under 18) experiencing mental health challenges. It is recommended that partners continue to consider the impact of mental health on individual's levels of vulnerability and on their behaviour, ensuring that there are packages of appropriate multi-agency support for those with appropriate levels of need.

Recommendations against additional considerations

Repeat and Persistent Offending:

Existing recommendations for the duration of the three-year assessment period:

Continue to engage with partners and Offender Management (as appropriate) to ensure that are appropriate packages of multi-agency support for offenders, particularly those with drug and substance misuse and dependency. Support should be particularly intensive for younger offenders (under 21) who have drug dependencies or drug and substance misuse challenges.

Partnerships should consider that those who commit repeat acquisitive offences in order to sustain drug or alcohol misuse or dependency are at high risk of criminal exploitation and may need additional support and consideration at multi-agency risk assessment meetings.

Partnerships should continue to share information on perpetrators and particularly repeat perpetrators (of both public place ASB and Neighbour Disputes) to ensure that individuals receive multi-agency support where appropriate. It is particularly important that young people who are repeat perpetrators of ASB are identified and supported appropriately to prevent further patterns of offending. [Duplicated within ASB recommendations]

Continue activity with domestic abuse perpetrator programme providers. Approaches should consider additional support needs for offenders around alcohol and drug/substance misuse, mental health, and behavioural and emotional needs and challenges. Support should be particularly intensive for those who are first-time domestic offenders, and domestic offenders who are under 21 years old.

Fire and Rescue:

[NEW] As Fire and Rescue Services (FARS) continue to evolve and begin to go through a period of more formal reform, Safety Partnerships should be engaged with this process and remain sighted on strategic developments within FARS and might create new opportunities across the wider pan-Staffordshire partnership.

Existing recommendations for the duration of the three-year assessment period:

Support partners in front-line services to be able to recognise fire-risk in homes and recognise where factors are present that have links to disproportionate levels of fire-related casualties. Partners should make appropriate referrals to Fire and Rescue, or provide appropriate information, advice and support to individuals to reduce risk. This should also extend to partners who engage with businesses and the agricultural community.

Safer Roads:

[NEW] While roads in Staffordshire and Stoke-on-Trent are largely very safe, continuation of proactive preventative work remains key; Safety Partnerships should continue to engage with the Staffordshire Safer Roads Partnership (SSRP) around community engagement and prevention/education activity and ongoing risk assessment activity.

Partnership areas with rural road networks should consider whether there are specific communities which may benefit from being supported to engage with and volunteer as part of the Community Speed Watch scheme.

Where Safety Partnerships have concerns about road use in specific locations within their partnership area, they should engage with the SSRP to discuss whether there is a need and opportunity for targeted enforcement activity.

Violence Against Women and Girls (VAWG):

[NEW] Recently published strategies from both the UK Government and Staffordshire Police have a renewed focus on tackling and ending Violence Against Women and Girls. Given the role of the wider partnership in achieving this, Safety Partnerships should remain engaged with developments in VAWG strategy, and where appropriate and relevant, should contribute to the development of any related delivery plans.

Business Crime:

Recommendations added in the previous refresh:

Preliminary findings from Staffordshire Commissioner's Office report on Business Crime suggests that there may be a need for greater engagement with smaller businesses in partnership areas, in order to better understand their needs and how they are impacted by crime and disorder..

Existing recommendations for the duration of the three-year assessment period:

Continue to engage with Business Crime Advisors at the Staffordshire Chambers of Commerce as appropriate. Engage with the development and delivery of pan-Staffordshire Business Crime strategy.

Modern Slavery:

Existing recommendations for the duration of the three-year assessment period:

Safety Partnerships should continue with co-ordinated partnership activity to tackle modern slavery, including the implementation of consistent training packages to improve awareness and knowledge of the factors which may highlight victims and perpetrators and to increase our understanding of the scale and scope of this threat.

Safety Partnerships should contribute to the multi-agency Anti-Slavery Partnership Tactical Group; to assist with early intervention for victims, disruption of offender networks and support a co-ordinated approach to enforcement activity. It is important for partners to remain engaged and in tune with national discussion around Modern Slavery, and developments to make the National Referral Mechanism better tailored for victimised children and young people.

It is important for partners and front-line services to have strong awareness of the range of offending included under Modern Slavery including that many victims and perpetrators of Domestic Servitude and Forced Labour offences in Staffordshire & Stoke-on-Trent are British. Safety Partnerships should remain engaged with Staffordshire Police and the Police Knowledge Hub in order to become aware of any shifts or emerging changes in Modern Slavery.

Appendix C: Methodology

The prioritisation setting process for 2020-21 has taken account of existing priorities, analysis, reporting and intelligence to identify any shift in, or emerging key priorities - validated through discussion with individual CSP leads.

In this final refresh in the current cycle of strategic assessments, the impact of the Coronavirus on crime, disorder and Anti-social Behaviour has been considered, and care has been taken to not add or adjust existing priorities unless there is clear evidence of need for a change.

Existing priorities have been identified through reviews of strategic risk and threat assessments, analysis of local data, local and force-wide intelligence, as well as intelligence from partners, stakeholders and relevant national bodies.

Appendix D: Data tables

NB: Ward level rates have not been refreshed in this iteration. This is due to the impact of the pandemic on crime and disorder over the past 18 months. It has been considered that any refocussing on localities based on data from April 2020 onwards would distract from communities and areas with long-established challenges.

In the full Strategic Assessment due in the year following this report, priority wards will be re-assessed.

Overall Crime: Ward-level count and rate, 2019-20 (wards where rate is above average)

Ward Name	Partnership Area	ALL CRIME	Arson and Criminal Damage	Burglary	Drug Offences	Misc. Crimes Against Society	Possession of Weapons	Public Order Offences	Robbery	Sexual Offences	Theft	Vehicle Offences	Violence against the Person
Castle	Tamworth	198.7	15.2	5.3	8.7	2.3	1.9	10.4	2.9	4.4	79.8	11.5	56.2
Belgrave	Tamworth	70.4	7.4	3.1	1.5	1.4	0.8	2.8	0.6	2.4	16.5	11.1	22.9
Bolehall	Tamworth	63.4	6.4	4.8	1.4	0.9	0.4	2.7	0.9	1.8	13.5	6.2	24.2
Spital	Tamworth	61.9	6.7	2.6	0.7	1.2	0.7	2.3	0.3	2.2	18.5	4.8	22.0
Glascote	Tamworth	59.9	7.5	1.4	1.8	0.9	0.4	2.8	1.7	1.4	7.4	6.0	28.5
Stonydelph	Tamworth	57.7	6.2	3.8	1.3	0.4	0.7	3.0	0.5	1.3	9.5	6.3	24.6
Amington	Tamworth	51.3	7.9	3.9	0.9	0.7	0.1	2.4	0.5	1.3	3.9	6.8	22.5
Wilnecote	Tamworth	48.6	7.0	5.3	1.0	0.7	0.4	3.9	0.2	0.9	4.1	7.2	18.0
Mercian	Tamworth	43.5	5.0	3.1	1.5	1.0	0.6	1.9	0.1	1.8	3.9	5.1	19.4
Trinity	Tamworth	42.3	1.5	2.6	0.4	0.6	0.0	1.9	0.0	0.7	16.0	5.8	12.7
Key			Significantly above average					Above average					

Appendix E: Mosaic Groups (Source: Experian Mosaic, Grand Index v3.00)

Group/Type	Group/Type Name	One-Line Description
A	Country Living	Well-off owners in rural locations enjoying the benefits of country life
B	Prestige Positions	Established families in large detached homes living upmarket lifestyles
C	City Prosperity	High status city dwellers in central locations pursuing careers with high rewards
D	Domestic Success	Thriving families who are busy bringing up children and following careers
E	Suburban Stability	Mature suburban owners living settled lives in mid-range housing
F	Senior Security	Elderly people with assets who are enjoying a comfortable retirement
G	Rural Reality	Householders living in less expensive homes in village communities
H	Aspiring Homemakers	Younger households settling down in housing priced within their means
I	Urban Cohesion	Residents of settled urban communities with a strong sense of identity
J	Rental Hubs	Educated young people privately renting in urban neighbourhoods
K	Modest Traditions	Mature homeowners of value homes enjoying stable lifestyles
L	Transient Renters	Single people renting low cost homes for the short term
M	Family Basics	Families with limited resources who budget to make ends meet
N	Vintage Value	Elderly people with limited pension income, mostly living alone
O	Municipal Tenants	Urban residents renting high density housing from social landlords

This page is intentionally left blank

THURSDAY 24TH MARCH 2022

REPORT OF THE ASSISTANT DIRECTOR - PARTNERSHIPS

RENEWAL OF VEHICLE WIDE NUISANCE VEHICLE PUBLIC SPACE PROTECTION ORDER

EXEMPT INFORMATION

None

PURPOSE

To consider extension of the Borough Wide Nuisance Vehicle Public Space Protection Order and support delegation to the Portfolio Holder for implementation

RECOMMENDATIONS

It is recommended that Scrutiny Committee

1. Approve delegation to the Portfolio Holder Voluntary sector, Town Centre, Evening economy & Community Safety for the extension of the of the Borough Wide Nuisance Vehicle Public Space Protection Order (as attached)

EXECUTIVE SUMMARY

Processes for the consideration of Public Space Protection Orders (PSPOs), implemented under the Anti-Social Behaviour, Crime and Policing Act 2014, were approved at Cabinet on 18 June 2015.

The following conditions must be met before making the order:

- Activities carried out in a public place within the local authority's area have a detrimental effect on the quality of life of those living in the locality **OR**
- It is likely that activities will be carried out in a public place within the area that will have such an effect

The effect, or likely effect of the activities:

- Is, or is likely to be, of a persistent or continuing nature **OR**
- Is, or is likely to be, such as to make the activities unreasonable *and* justifies the restrictions imposed by the order

All PSPOs can be put in place for a maximum of three year with the option to :-

- To extend for a further specified period of time on expiration if the order continues to meet criteria above
- To discharge the existing order as no longer needed

Borough Wide Vehicle Nuisance PSPO

The authority to undergo public consultation for the above order was approved by Cabinet in April 2016

Following public consultation, implementation of the order was delegated to the Portfolio Holder by Scrutiny for a period three years until 30 April 2019 and subsequently extended in March 2019 for a further 3 years until 30 April 2022.

PSPO Expiry

The current order expires on 30th April 2022 and Staffordshire Police has requested that the order is extended for a further 3 years as an effective deterrent and to allow the issue of a FPN by officers as necessary.

On renewal in 2019, Police had reported that since the start of the PSPO there has been a significant reduction in vehicle related ASB, particularly in the town centre and Ventura park areas.

At this time and since the relaxing of Covid restrictions, Police are reporting a rise in concerns at Ventura (especially ASDA) with vehicles causing a general nuisance on the car park causing safety issues for their staff and customers.

A car meet that takes place throughout the year on the car park nearest to the skate park has caused some concerns for the Police with some damage to police vehicles and surrounding property. It is considered that the extension to the PSPO would continue to support an effective way to disrupt and challenge concerns.

The legislation also currently extends on occasion to members of the travelling community with regard to vehicle related ASB and has been used effectively to tackle some vehicle related issues around dangerous car repairs.

It is considered that the PSPO is an extremely useful deterrent and it would be concerning if there was nothing in place for those who wish to engage in anti-social and dangerous vehicle activity will become aware and raise the risk of an increase once more at a time.

The PSPO has been a tremendous asset and its threat alone has significantly improved the life of many members of our community.

Neighbouring forces have injunctions in place and removal of the PSPO would potentially increase the risk of displacement.

To date four fixed penalties have been issued over the life of the order, with the Police and Council officers alerting and warning others of the possibility of penalties to deter and resolve issues.

In accordance with the The Anti-social Behaviour, Crime and Policing Act 2014 (Publication of Public Spaces Protection Orders) Regulations 2014, the Council's

constitution and process agreed, the Infrastructure, Safety and Growth Scrutiny Committee is invited to consider this order and approve delegation to the Portfolio Holder for implementation. The updated PSPO will continue to be displayed on the Council's website.

OPTIONS CONSIDERED

All options and evidence has been considered as per and the process and proposals contained within the executive summary.

The cessation of the order will remove the power of Police and partners to effectively tackle vehicle related nuisance as defined.

RESOURCE IMPLICATIONS

The use of Public Open Space Protection Orders requires enforcement resource and can be enforced by Police officers and other Council officers as designated by Tamworth Borough Council.

The Order can be enforced by the Police, delegated officers and Community Wardens (when patrolling) and will continue to be monitored over the next three years

All other recommendations will be subject to continued review by the Tamworth Community Safety Partnership as issues present.

LEGAL/RISK IMPLICATIONS BACKGROUND

All legal risks covered by legislation and agreed process

SUSTAINABILITY IMPLICATIONS

Ongoing review

BACKGROUND INFORMATION

A Public Space Protection Orders (PSPO) is a measure to stop individuals or groups committing ASB in public places. The local authority will identify the area that is to be covered by the order – known as the 'restricted area'.

The PSPO can:

- Prohibit specified things being done in the area
- Require specified things to be done in the area

The prohibitions or requirements can be framed so that they:

- Apply to all persons, or only persons in specified categories, or to all persons except those in specified categories
- Apply at all times, or only at specified times, or at all times except those specified
- Apply in all circumstances, or only in specified circumstances, or in all

circumstances except those specified

The process was outlined and agreed at Cabinet on 18 June 2015.

If after consideration, areas are to be subject to a PSPO, Cabinet agreed to a statutory 28 day consultation (as outlined under the PSPO Guidelines 2014), the results of which will be discussed at Scrutiny for delegated approval to the Portfolio Holder for implementation

REPORT AUTHOR

Jo Sands, Assistant Director - Partnerships

LIST OF BACKGROUND PAPERS

APPENDICES

Appendix 1– Updated PSPO

TAMWORTH COMMUNITY SAFETY PARTNERSHIP

PUBLIC SPACE PROTECTION ORDER

Section 59 Anti-Social Behaviour Crime and Policing Act 2014

- 1) Following representations from members of the public and in relation to evidence that has been gathered and reviewed, the Tamworth Community Safety Partnership (lead agency Tamworth Borough Council), intends to extend a Public Spaces Protection Order on the area defined below:

ALL PUBLIC HIGHWAYS, CAR PARKS AND ALL OTHER LAND TO WHICH THE PUBLIC HAS ACCESS IN THE BOROUGH OF TAMWORTH

- 2) Under the terms and restrictions of the Public Spaces Protection Order the following is **PROHIBITED**:

- a) Engaging in, promoting, encouraging or assisting in the carrying out of any car cruising* event in or on public highways, car parks and all other land to which the public has access in the Borough of Tamworth and is causing or likely to cause

- Excessive noise
- Danger to other road users (including pedestrians)
- Damage or risk of damage to private property
- Litter
- Any nuisance to another person not participating in the car cruise

** A congregation of the drivers of 2 or more motor vehicles (including motor cycles) on the highway or at any place to which the public have access and performs any of the following activities;*

- *Driving at excessive speed*
- *Driving in convoy*
- *Racing other motor vehicles*
- *Sounding horns or playing radios*
- *dropping litter*
- *shouting or swearing at, or abusing, threatening or otherwise intimidating (including by the use of sexual language or making sexual suggestions) another person,*

- b) Congregating or loitering as part of a group around (or in) one or more stationary vehicles at any time where such activity causes or is likely to cause noise, harassment, alarm or distress
- c) Engaging in, promoting, encouraging or assisting in activities of 'doughnutting', drifting or other vehicle related nuisance causing or likely to cause danger to the public
- d) Causing or permitting excessive amplified music or other noise from vehicles such as to cause or be likely to cause alarm, harassment or distress as a result of a gathering in or around one or more vehicles on any public road or land to which the public has access in Tamworth
- e) Undertaking on-going vehicle repairs or renovation or store unroadworthy vehicles or those declared SORN on publically accessible car parks or highways likely to cause a danger or nuisance to the public except in the course of their own business on their own land or with the express permission of Tamworth Borough Council or relevant landowner

Persons gathering for social purposes, charitable or other events where the landowner has no objection are permitted at all times subject to compliance with all conditions at paragraph 2 above.



TAMWORTH COMMUNITY SAFETY PARTNERSHIP

- 3) If any local resident or member of the public is found to be committing the acts that are prohibited above, the following sanctions may be applied:
- The issue of a £100 Fixed Penalty Notice payable within 28 days and/or
 - Prosecution for breach of an Order and a maximum penalty fine not exceeding level 3 on the standard scale (currently £1,000)

- 4) **It is the intention that this Public Spaces Protection Order will be extend with effect from 1st May 2022 to expire on 30th April 2025**

Initial PSPO: 1st May 2016 to 30th April 2019

Extension: 1st May 2019 to 30th April 2022

- 5) If any interested person desires to question the validity of this Order on the grounds that the Council had no power to make it or that any requirement of the Act has not be complied with in relation to this Order, he or she may apply to the High Court within six weeks from the date on which this order is made.

DRAFT



Thursday, 24 March 2022

Report of the Leader of the Council

Future High Streets Fund Update

Exempt information

None

Purpose

To update the Committee on the progress of the Future High Streets Fund programme

Recommendations

It is recommended that:

1. To note the report

Executive Summary

There has been a lot of progress since the last report, moving from a focus on the programme timeline to starting to achieve milestones.

We have now completed RIBA Stage 1 and the Stage 2 report is due mid-March. The McBains team are imbedded in the project with regular meetings and updates taking place. Over the last couple of months McBains have also been procuring specialists as required such as acoustics, asbestos, timber and a fire engineer. Currently the multidisciplinary team are active on the programme working on design, costings, risk management and planning. A range of organisations are involved to bring the necessary skills and experience to do this including specialist legal advice to support the regeneration programme. In addition Borough Council officers are working closely with the Borough Councils planning and assets team, Staffordshire County Council Highways, archaeology, ecology, conservation, Historic England and building control.

A lot of time is taken up undertaking walk-arounds to enable specialist's access to specific buildings or to talk through the programme of works more generally to give people an understanding of the change in the town centre and how that activity will be coordinated. Heads of Terms have been agreed with all parties and dates of vacant possession have been agreed. We have now taken possession of the Co op building and the demolition application has been submitted, this will take us to the next phase of actual physical work commencing whilst we also continue with design and surveys. This is a significant step forward for the project.

Projects

College Quarter: The acquisition agreement with the Co op has been signed and possession took place on 4th March 2022. This is the first acquisition and will allow for work to start on the refurbishment of the enterprise centre and preparation for the

demolition of the 1960's part of the Co op to ensure that the College can start work in time to meet the deadline of the FHSF funding. The date of the college finding out about their funding bid has moved from January to mid-March and we expect to hear shortly if they have been successful. Matt Fletcher and Mike Osbourne who run the existing enterprise centre on behalf of the Borough Council have been involved in the design of the new enterprise centre to ensure it meets the needs of businesses and will be able to operate within budget. The college are working on their planning submission and this is expected to be in the Spring.

Middle Entry: Agreement has been reached with Peer Group to achieve vacant possession enabling the HOT's to be signed and Freeths have started work on drawing up the legal paperwork. Vacant possession is due for June this year and planning submissions are expected this spring. Work continues on designing the removal of the bridges, glass covering and the new properties at the Town Hall end of Middle Entry.

St Editha's Square: Work continues on designing the square and the public realm component of the programme. SCC highways team completed a walk around with the FHSF team and ownership of the square showing adopted highways and areas owned by TBC was identified as part of this.

Castle Gateway: Discussions have been held with Nationwide regarding the structural requirements for their fit out in the Peel Café. Ongoing issues regarding fire escape routes continue however a fire consultant has been engaged and a solution has been found. Nationwide are currently looking at amended plans with the fire solution to ensure this meets their needs and is factored into the fit and layout they require.

The planning application for Peel Café is due to be submitted March and is a key element of the programmes critical pathway, as it will impact on acquiring the current Nationwide site for demolition and the timeframe for completing works for the FHSF completion date of March 2024.

Survey work has also been undertaken for the Market Street properties and conservation experts have visited the site, as well as discussions with Staffordshire archaeology department regarding the historic considerations due to the listings of the properties and their proximity to the castle. Terms have been agreed with Julie Anne Florist for vacant possession of the property and they are negotiating premises within the town centre. Options for the widening of the bridge are been drawn up, however the proximity of elements of the scheduled monument have raised issues which are currently been designed out, again liaison with the relevant bodies continues.

Engagement and Communications

A monthly drop in session every 2nd Wednesday of the month at the business lounge in the TEC has been offered, currently there has been no one attending, although this is likely to change once planning applications are submitted. Monthly communications meetings ensure we plan for appropriate opportunities to communicate with businesses and the public.

New vinyls have been added to the windows of 27 Market Street giving information about the project and a QR code which people can scan taking them to the Transforming Tamworth website for the latest information. Businesses affected by

the project have been visited to keep them informed of progress and the team will continue to do this.

Budget and Timescales

The project is working in line with the timelines set out. In terms of budget there has been engagement with McBains on project costings. A high level review has flagged initial costing concerns. These have been brought to the attention of the Programme Board and at RIBA Stage 2 the cost plan will be reviewed. Some of the costings concerns are due to the risk attributed by McBains to elements of the project. Work continues with McBains to ensure the designs remove as many of these risks as possible and now that we are getting to a more detailed stage the costing will be reviewed again and this information will be brought to the next Programme Board in April.

The action tracker is reviewed weekly by the team to ensure all work is carried out in time as required and issues can be discussed and solutions found. We also have a Risk Register that is maintained with McBains regular monthly meetings are held to update the register, any issues are raised at the monthly Programme Board meetings and we also report quarterly to the Audit and Governance Sub Committee.

Resource Implications

Both Project Officers have started and are now imbedded into the programme.

Legal/Risk Implications Background

There are no legal issues.

Equalities Implications

There are no equalities issues.

Sustainability Implications

The impact of the Future High Streets Fund programme on sustainability is taken into account by the consultant team when designing and implementing the projects.

Background Information

None

Report Author

Liz McCusker– Future High Streets Fund Officer
Anna Miller – Assistant Director, Growth & Regeneration

List of Background Papers

None

Appendices

RIBA Stages

This page is intentionally left blank



RIBA Plan of Work 2020

Stage Boundaries:

Stages 0-4 will generally be undertaken one after the other.

Stages 4 and 5 will overlap in the **Project Programme** for most projects.

Stage 5 commences when the contractor takes possession of the site and finishes at **Practical Completion**.

Stage 6 starts with the handover of the building to the client immediately after **Practical Completion** and finishes at the end of the **Defects Liability Period**.

Stage 7 starts concurrently with Stage 6 and lasts for the life of the building.

Planning Note:

Planning Applications are generally submitted at the end of Stage 3 and should only be submitted earlier when the threshold of information required has been met. If a **Planning Application** is made during Stage 3, a mid-stage gateway should be determined and it should be clear to the project team which tasks and deliverables will be required. See *Overview* guidance.

Procurement:

The RIBA Plan of Work is procurement neutral – See *Overview* guidance for a detailed description of how each stage might be adjusted to accommodate the requirements of the **Procurement Strategy**.

- ER Employer's Requirements
- CP Contractor's Proposals



The RIBA Plan of Work organises the process of briefing, designing, delivering, maintaining, operating and using a building into eight stages. It is a framework for all disciplines on construction projects and should be used solely as guidance for the preparation of detailed professional services and building contracts.

	0	1	2	3	4	5	6	7
	Strategic Definition	Preparation and Briefing	Concept Design	Spatial Coordination	Technical Design	Manufacturing and Construction	Handover	Use
	← Projects span from Stage 1 to Stage 6; the outcome of Stage 0 may be the decision to initiate a project and Stage 7 covers the ongoing use of the building. →							
Stage Outcome at the end of the stage	The best means of achieving the Client Requirements confirmed <small>If the outcome determines that a building is the best means of achieving the Client Requirements, the client proceeds to Stage 1</small>	Project Brief approved by the client and confirmed that it can be accommodated on the site	Architectural Concept approved by the client and aligned to the Project Brief <small>The brief remains "live" during Stage 2 and is derogated in response to the Architectural Concept</small>	Architectural and engineering information Spatially Coordinated	All design information required to manufacture and construct the project completed <small>Stage 4 will overlap with Stage 5 on most projects</small>	Manufacturing, construction and Commissioning completed <small>There is no design work in Stage 5 other than responding to Site Queries</small>	Building handed over, Aftercare initiated and Building Contract concluded	Building used, operated and maintained efficiently <small>Stage 7 starts concurrently with Stage 6 and lasts for the life of the building</small>
Core Tasks during the stage	Prepare Client Requirements Develop Business Case for feasible options including review of Project Risks and Project Budget Ratify option that best delivers Client Requirements Review Feedback from previous projects Undertake Site Appraisals <small>See RIBA Plan of Work 2020 Overview for detailed guidance on Project Strategies</small>	Prepare Project Brief including Project Outcomes and Sustainability Outcomes , Quality Aspirations and Spatial Requirements Undertake Feasibility Studies Agree Project Budget Source Site Information including Site Surveys Prepare Project Programme Prepare Project Execution Plan <small>No design team required for Stages 0 and 1. Client advisers may be appointed to the client team to provide strategic advice and design thinking before Stage 2 commences.</small>	Prepare Architectural Concept incorporating Strategic Engineering requirements and aligned to Cost Plan , Project Strategies and Outline Specification Agree Project Brief Derogations Undertake Design Reviews with client and Project Stakeholders Prepare stage Design Programme	Undertake Design Studies , Engineering Analysis and Cost Exercises to test Architectural Concept resulting in Spatially Coordinated design aligned to updated Cost Plan , Project Strategies and Outline Specification Initiate Change Control Procedures Prepare stage Design Programme	Develop architectural and engineering technical design Prepare and coordinate design team Building Systems information Prepare and integrate specialist subcontractor Building Systems information Prepare stage Design Programme <small>Specialist subcontractor designs are prepared and reviewed during Stage 4</small>	Finalise Site Logistics Manufacture Building Systems and construct building Monitor progress against Construction Programme Inspect Construction Quality Resolve Site Queries as required Undertake Commissioning of building Prepare Building Manual <small>Building handover tasks bridge Stages 5 and 6 as set out in the Plan for Use Strategy</small>	Hand over building in line with Plan for Use Strategy Undertake review of Project Performance Undertake seasonal Commissioning Rectify defects Complete initial Aftercare tasks including light touch Post Occupancy Evaluation	Implement Facilities Management and Asset Management Undertake Post Occupancy Evaluation of building performance in use Verify Project Outcomes including Sustainability Outcomes <small>Adaptation of a building (at the end of its useful life) triggers a new Stage 0</small>
Core Statutory Processes during the stage:	Strategic appraisal of Planning considerations Planning Building Regulations Health and Safety (CDM)	Source pre-application Planning Advice Initiate collation of health and safety Pre-construction Information	Obtain pre-application Planning Advice Agree route to Building Regulations compliance Option: submit outline Planning Application <small>See Planning Note for guidance on submitting a Planning Application earlier than at end of Stage 3</small>	Review design against Building Regulations Prepare and submit Planning Application	Submit Building Regulations Application Discharge pre-commencement Planning Conditions Prepare Construction Phase Plan Submit form F10 to HSE if applicable	Carry out Construction Phase Plan Comply with Planning Conditions related to construction	Comply with Planning Conditions as required	Comply with Planning Conditions as required
Procurement Route	Traditional Design & Build 1 Stage Design & Build 2 Stage Management Contract Construction Management Contractor-led	Appoint client team Appoint design team	ER Appoint contractor	ER Pre-contract services agreement Appoint contractor	Tender Appoint contractor ER CP Appoint contractor CP Appoint contractor			Appoint Facilities Management and Asset Management teams, and strategic advisers as needed
Information Exchanges at the end of the stage	Client Requirements Business Case	Project Brief Feasibility Studies Site Information Project Budget Project Programme Procurement Strategy Responsibility Matrix Information Requirements	Project Brief Derogations Signed off Stage Report Project Strategies Outline Specification Cost Plan	Signed off Stage Report Project Strategies Updated Outline Specification Updated Cost Plan Planning Application	Manufacturing Information Construction Information Final Specifications Residual Project Strategies Building Regulations Application	Building Manual including Health and Safety File and Fire Safety Information Practical Completion certificate including Defects List Asset Information <small>If Verified Construction Information is required, verification tasks must be defined</small>	Feedback on Project Performance Final Certificate Feedback from light touch Post Occupancy Evaluation	Feedback from Post Occupancy Evaluation Updated Building Manual including Health and Safety File and Fire Safety Information as necessary

This page is intentionally left blank

THURSDAY 24TH MARCH 2022

REPORT OF THE INFRASTRUCTURE SAFETY & GROWTH SCRUTINY CHAIR

SCRUTINY COMMITTEE 2021-2022 ANNUAL REPORT

EXEMPT INFORMATION

None.

PURPOSE

The attached draft Chair's Annual Report of the Committee has been prepared and is circulated for comment by the Committee prior to presentation to full Council in the next municipal year. The attached draft report is intended to formally update Council on the activities of the Committee over the year 2021/22.

The attached draft report will be updated following the final meeting of this Committee.

RECOMMENDATIONS

It is recommended that the Committee consider the contents of the draft Report.

REPORT AUTHOR

Chair of Infrastructure Safety & Growth Scrutiny Committee – Councillor S Goodall

APPENDICES

Draft Annual Report of Infrastructure Safety & Growth Scrutiny Committee – 2021/22

This page is intentionally left blank

Council

XXX 2022

Report of the Chair

Annual Report of the Infrastructure Safety & Growth Scrutiny Committee

Exempt Information

None.

Purpose

To provide full Council with an overview of the work and activities undertaken by the Infrastructure Safety & Growth (IS&G) Scrutiny Committee during the year 2021/22. The draft Annual Report was received by the Committee at its final meeting in the last municipal year and any updates agreed by the Chair following that meeting.

Executive Summary

This report covers the following:

- Chair's Overview
- Working Groups
- Recommendations made in the year to Cabinet and /or Council
- Committee Terms of Reference
- Membership and Attendance
- Training & Effectiveness
- Work Plan
- Resource implications

Recommendations

Council is requested to:

- Note the Annual Report of the Committee;

Chair's Overview

The Committee met nine times in the 2021/22 municipal year. Two further meetings beyond those initially scheduled for the year were held; on 27th September 2021, to consider a decision which was called-in and on 16th February 2022 to consider at the appropriate time an item on the Forward Plan.

These meetings have all been in person for councillors, officers and guests, as the regulations in place during the 2020/21 municipal year were not extended. I would like to take this opportunity to thank all members of the Committee for their contributions and commitment, as well as all officers and portfolio holders who attended and supported through the year. Particular thanks go to our scrutiny officer Jo Hutchison for her hard work.

Scrutiny is often a hard concept for members to conquer and I have been impressed with how the newer members to the Committee have developed. I hope to be able to carry this forward next year should the opportunity arise.

In terms of the work of the Committee during 2021/22 municipal year, this has included:

1. Policy Development and /or Review

This is where the Committee has contributed to the Council's policy development processes and / or where the Committee has considered the implementation of policies and feeding back scrutiny views to Cabinet.

The Committee has reviewed, and (in some cases) made Policy Development recommendations in the following areas:

- (a) State of Tamworth Debate. Following the full Council debate, the Committee considered whether any of the discussion points raised at the State of Tamworth Debate held on 9th March 2021 should be developed into further work plan items. The Committee considered that the following main areas from that Debate would be considered throughout the municipal year as the work plan developed:
- The importance of green and open spaces and access to those;
 - The Green agenda, and in particular electric vehicle charging points. One area for further consideration could be how the Garage Sites project could support the delivery further charging points;
 - Crime, including modern slavery and human trafficking.
- (b) Electric Vehicle Charging Points
This item had also been considered in the previous municipal year and recommendations at that time had been made to Cabinet. The Committee was updated on progress made in this area which included:
- Each Cabinet member's portfolio including a responsibility for climate change, with the Portfolio Holder for Environment and Leisure having specific responsibility for proposals for electric vehicle charging points on Borough owned assets such as car parks and garage sites
 - Following the adoption of operating model 2 (as set out in the Cabinet Report of 17th December 2020) a further marketing exercise had been pursued, which had resulted in detailed negotiations with an operating company which could lead to 2 fast charging points in each of Riverside and Bolebridge car parks.
 - the garage clearance project which was underway which was designed to provide additional parking for residents, would additionally where possible, look to include electric charging points for residents.

This item remains on the Committee work plan for further review when required.

(c) Dry Recycling Contract Renewal

Following on from consideration by this Committee of the proposals for this service which were considered towards the end of the 2020/21 municipal year, the Committee called in the Cabinet Decision of 9th September 2021 in order to consider further the practicalities of the collection method proposed under the new arrangements.

The Committee received an overview from the Portfolio Holder for Economy and Waste, covering the changes to the recycling market, the results of the tender process undertaken, the relative merits and costs of the options, and the urgency to the process. Following detailed consideration by the Committee requested regular (quarterly) updates on progress, which were then received by the Committee on:

23 November 2021

24 March 2022.

At the 23 November 2021 meeting the Committee received a detailed presentation from the General Manager of the Waste Management Service, which covered some more operational details of how the proposed methodology would work in light of the experience of other Local Authorities who had implemented this arrangement. Following consideration of this item, the Committee made one recommendation to Cabinet, as follows:

RESOLVED that the following be recommended to Cabinet:

that Cabinet take note of the need for all areas of Council activity to be looking for opportunities to be more green, noting this as an example of an area.

[At the 24 March 2022 meeting...]

2. Monitoring (scrutiny)

This is where the Committee has undertaken monitoring of the Council's performance and progress.

In particular the Terms of Reference for this Committee set out the specific areas for scrutiny which include:

To provide effective scrutiny of the achievement of the Council's strategic priorities and external providers in securing the primary outcome of creating a safe and sustaining thriving local economy and making Tamworth a more aspirational and competitive place to do business, with a focus on:

- Infrastructure
- Education

- Employment/Inward Investment
- Town Centre
- Open Space and Play
- Public Space Protection Orders

Statutory Crime and Disorder obligation; the Committee shall act as the Crime and Disorder Committee for the purposes of section 19 of the Police and Justice Act 2006 and may co-opt additional members subject to the Crime and Disorder Overview and Scrutiny) Regulations 2009.

To undertake such other scrutiny activities, relevant to the committee's scope, as may be required in relation to the performance of the Council, governance, financial management and discharge of statutory functions.

At each meeting the Committee received and considered the Forward Plan to assist in its identification of whether there are any forthcoming key decisions which the Committee determined that it would scrutinise, either pre decision or post decision.

Examples of areas which were identified for the Committee's scrutiny as a result of regular Forward Plan consideration were; Dry Recycling Contract renewal, Council Housing Repairs Policy, Castle Curtain Wall, and Economic Development Service Workplan,

Over the year 2021/22, areas scrutinised included:

(a) Community Safety.

At the first meeting of the municipal year the Committee reviewed its work plan and considered that a broader item on community safety which could look to consider various issues in depth and receive updates from key stakeholders such as the Tamworth Police Commander and the new Police, Crime and Fire Commissioner and cover a broad range of topics would be valuable.

The remit for this was worked on through the year and led to an informal half day session being held in February to which all Councillors were invited which covered:

- Presentation and introduction from Ben Adams, Staffordshire Commissioner for Police, Fire and Rescue and Crime
- Introduction to the Tamworth Community Safety Partnership
- Update from Tamworth Policing Commander covering various areas including Tamworth crime trends
- Update from Tamworth Business Crime Reduction Partnership

It was the first time in several years that the Council had held an inquiry session which was designed to provide Councillors with a forum to discuss with Officers and external partners in more depth the work to support community safety in Staffordshire and locally in Tamworth.

This forum facilitated a more informal environment for Councillors, Officers and external partners to discuss matters raised by constituents with

Councillors, the work and the priorities of the Staffordshire Commissioner and Tamworth Police and the Local Business Crime Partnership. In summary discussion touched on the following areas:

- Methods of communicating with the police and reporting crimes, including through social media and the 101 telephone number
- The challenges facing the criminal justice system in terms of the length of time to trials and the impacts of COVID particularly on the County Court system
- Reducing re-offending, in terms of both anti-social behaviour and criminal behaviour
- The work to support victims, and the work to identify where criminal exploitation is occurring
- New operating model for local policing, and the increased numbers of Police Officers across Staffordshire
- The importance of police forces co-ordinating across county borders, to address certain activities including car crimes and County Lines
- The importance of the funding, including grant funding, for community safety partnership activities and the need for this to be able to address specific district and borough local needs.
- Concerns over police presence in areas of the borough and the perceptions this sometimes leaves with residents
- Tackling cyber crime and need to ensure this is reported
- The role of education and the wider society supporting and to help reduce re-offending.
- E-scouters where the law currently only permits these to be used on private land and the need for there to be further education /awareness in this area as well as for other vehicle users, eg bikes, motorbikes
- The importance of prioritising resources whilst delivering a good quality of service
- The value of all partners involvement in community engagement events locally.
- How locally businesses work together to reduce harm in Tamworth
- The funding opportunities available to support work for safer streets and to enable the provision of schemes such as SPACE in school holidays.
- Work at a Staffordshire level which was ongoing in terms of illegal trespass and the aim to work towards delivering a consistent approach across the county.
- Where Councillors could support in the delivery of community safety locally, including as a voice for constituent concerns to be raised with partners, and in encouraging constituents to contact and report to the Police to enhance the intelligence provided to the Police.

At the March 2022 IS&G Scrutiny Committee meeting the updated Community Safety Partnership Plan was received and [XXXXX]

The Committee agreed that whilst the intention had been to receive an overview of those Tamworth Borough Council services which related to

community safety as part of the Focus Half day session, due to time constraints on that day, this overview would be brought to the first meeting of the new municipal year. It is expected that this will include an overview of CCTV, Anti-Social Behaviour corporate services, Partnership ASB services, Environmental crime, parking enforcement, open spaces and safeguarding.

(b) Fire safety / Inspection Update.

The Assistant Director, Assets updated the Committee on the position and activities undertaken in terms of building surveys and preparations made by the Council ahead of the implementation of the Building Safety Bill. This area remains on the Committee's work plan for a further update in the 2022/23 municipal year.

(c) Local Plan Development Scheme and Local Plan Timetable

The Portfolio Holder, the Assistant Director, Assets and the Planning policy and Delivery Team Leader updated the Committee on the Local Development Scheme and Local Plan Timetable which was then considered by Cabinet.

(d) Public Space Protection Orders (PSPO)

Under the Council's PSPO process, the Committee is required to consider consultation evidence received as part of any proposal to introduce or renew a PSPO, and if appropriate endorse the order prior to the Portfolio Holder using his delegated powers to approve it. During the year 2021/2022 this Committee considered and endorsed for adoption the renewal of two PSPOs; Kettlebrook and Bolehall (Warwickshire Moor).

[At the 24th March meeting a Renewal of Nuisance Vehicle PSPO was received...]

(e) Infrastructure Funding Statement 2020/21

The Portfolio Holder and Planning Policy and Delivery Team Leader attended the 23 November 2021 meeting to provide the Committee with an overview of the Infrastructure Funding Statement report before its consideration at Cabinet in December 2021.

The report set out a summary of how the funds were collected, allocated and spent in respect of infrastructure projects, and further it recommended that the priorities for the strategic spend of CIL be retained as agreed in April 2021.

Following consideration of the report, the Committee made two recommendations to Cabinet as follows:

RESOLVED that the following be recommended to Cabinet that:

1. Cabinet regularly review how to spend the funds accumulated; and
2. the process for member involvement and the spend of CIL is clarified by the relevant Portfolio Holder.

(f) West Midlands Combined Authority (WMCA) Scrutiny Panel – air quality / pollution
The Committee was updated on the work undertaken by the WMCA to model air quality in the West Midlands to support the development of an air quality plan. It was reported that the modelling undertaken had not covered Tamworth, and support was requested by the Tamworth representative on the Panel to extend the modelling to do so.

(g) Recovery & Reset

At the 19 January 2022, the Committee received an update on the Recovery & Reset programme aims and the proposed oversight by the three scrutiny committees and the Audit & Governance Committee of the programme and feedback was sought on the arrangements which would be fed into the overall Programme Board. This was attended by the Recovery & Reset Director who explained the focus of the proposed presentations to each scrutiny committee, which were designed to cover:

1. The structure of each workstreams highlight reports and whether these were at the right level of detail for the Committee;
2. Highlighting key milestones and triggers in their workstreams to help inform the Committee's work plan.
3. Inviting questions and feedback to inform the programme.

The meeting was also attended by the Assistant Director, Growth & Regeneration who provided an overview of the Economic Development workstream, and the Assistant Director, Assets, who provided an overview of the Building Utilisation workstream.

The Committee noted that it would like to see reports on a quarterly basis.

The Committee requested that a further update, focussing on Marmion House regeneration plans be provided to its 24 March meeting, prior to consideration by Cabinet of a Recovery & Reset Report on 7th April 2022.

[At the Committee's 24 March meeting....]

(h) Castle Curtain Wall Tender

The Committee received an update on the Castle Curtain Wall tender from the Assistant Director, Growth & Regeneration and the Castle, Museum and Archive Manager at its meeting on 19th January 2022, prior to a decision being made by Cabinet.

The Committee sought clarifications on the expected costs and contingencies in the budget for this work as well as the project management and quality assurance process which would be followed.

The Committee made two recommendations to Cabinet, as follows:

RESOLVED that the Committee recommend to Cabinet that:

1. Cabinet instruct that the contracted castle architects act as external quality assurance for the works;

2. previous contractors performance be taken into account in the tender appraisal.

(i) Update on Council Housing Repairs Policy

The Assistant Director, assets provided the Committee with an overview of the position regarding the Council Housing Repairs Policy which had been considered by Cabinet in December 2021. The committee was updated on the next steps and supported the plan to engage more broadly and with different means with our tenants.

It was agreed that this item would be considered further in the next municipal year.

(j) Matters referred from Cabinet or Council (Fireworks Motion)

Following receipt of a motion from members, full Council referred two recommendations to the Committee for their consideration, and the Committee agreed to form a working group to progress this item. The working group presented its recommendations to the 19 January 2022 Committee meeting and made recommendations for full Council's consideration.

Full Council received these recommendations at its meeting on 22 February 2022 and Council agreed:

1. To look at all options with regards to visual aerial displays; and
2. the Leader of the Council write to the Minister with regard to:
 - online sales of fireworks and that this reflects the same legislation as shop sales of fireworks are guided by; and
 - that the decibel level of fireworks available for the public's purchase be reviewed with a view to the decibel level being reduced.

(k) Economic Development Service Workplan

The Portfolio Holder, Assistant Director, Growth & Regeneration and Head of Economic Development & Regeneration attended the Committee on 16th February 2022 to update on the proposals which would be brought to Cabinet in March 2022 to define and agree a 3-year work plan, with associated resources that addressed key council priorities, by delivering tourism and economic development focused activity, primarily in the town centre.

In summary the key points were to invest in the Staffordshire Destination Management Partnership, as well as a bespoke Borough wide tourism action plan, a package of economic measures focussed on the town centre and a change in the focus of the grants available.

The Committee considered the recommendations in the report and recommended that the investment in the Staffordshire Destination

Management Partnership be reviewed after the first year, and added a further recommendation in respect of the proposed Town Centre business Grants. Details are set out below:

RESOLVED that the Committee noted and recommended to Cabinet that:

1. A financial contribution be made to support Staffordshire Destination Management Partnership (DMP) for financial year 2022/2023 with delegated authority given to the Assistant Director Growth and Regeneration in consultation with the relevant Portfolio holder(s) to make a decision on extending the contribution into financial years 2023/2025.
2. The package of economic measures detailed in the report focusing on Town Centre businesses and the wider tourism based economy be agreed.
3. The change of focus was noted from the current Start-Up Business grant to the Town Centre Business Grant.
4. Organisations which remained at this time subject to investigation by HMRC in respect of any applications for COVID related claims would be ineligible for Town Centre Business Grants

(l) Future High Street Fund

During this municipal year, the Committee received quarterly updates on the Future High Street Fund project and considered reports prior to their presentation to Cabinet. These quarterly updates were provided by the Leader of the Council and the Assistant Director Growth and Regeneration and relevant members of the project team. Updates were provided to the following meetings:

- 15th June 2021 – focussed on the governance arrangements in place for the project;
- 15th September 2021 – focussed on the procurement to appoint a Lead Consultant and engagement and communications;
- 23rd November 2021 – focussed on the interactions with the South Staffordshire College project
- 24th March 2022

3. **Call-in**

This is where a decision of the Executive has been called in to be considered by a scrutiny committee, after a Cabinet decision has been made but ahead of it implementation, in accordance with the provisions of the Constitution.

During this municipal year the Committee called in one executive decision – Dry Recycling Contract Renewal and held an additional meeting on 27th September 2021 to consider the matter. Following consideration the Committee resolved that it

- (i) receive a quarterly update from the Portfolio Holder and Officers on the progress with the dual streaming service, including the detail which was still to be looked at, at the decisions that had been made and the decisions still to be made as well an update on the implementation experience of one of the two Staffordshire councils who had implemented this

- methodology of service. The first such report to be prior to 31 December 2021; and
- (ii) recommend that there be improved communication and advertisement of the assisted service available to residents..

Working Groups

Several working groups had been formed during the year, and some could continue into the next calendar year. The Groups formed were:

Topic	Target IS&G Com meeting date
Fireworks	Reported to the January 2022 Committee meeting, and recommendations from that meeting were taken to Full council on 22 February 2022.
Review of policy / engagement relating to Travellers	
Facilities for HGV Drivers in Tamworth	

Recommendations made to and Responses received from Cabinet

Recommendations were made to Cabinet on the following Reports and Cabinet's response is highlighted:

Scrutiny meeting item	Cabinet Response
<p>Update on Dry Recycling Contract – 23 November 2021</p> <p>RESOLVED that the following be recommended to Cabinet:</p> <p>that Cabinet take note of the need for all areas of Council activity to be looking for opportunities to be more green, noting this as an example of an area.</p>	<p>At the Cabinet Meeting on 2 December 2021 Cabinet moved the following motion:</p> <p>That Cabinet acknowledged the feelings of the Scrutiny Committee and commits to considering the green agenda in all decision making in all areas going forward.</p>
<p>Infrastructure Funding Statement 2020/21 – 23 November 2021</p> <p>RESOLVED that the following be recommended to Cabinet that:</p> <ol style="list-style-type: none"> 1. Cabinet regularly review how to spend the funds accumulated; and 	<p>At the Cabinet meeting on 2 December 2021, when the full report was considered, in addition to the recommendations set out in the report, the following 2 recommendations from Infrastructure & Growth were agreed by Cabinet</p>

<p>2. the process for member involvement and the spend of CIL is clarified by the relevant Portfolio Holder.</p>	<p>1. Agreed that Cabinet regularly review how to spend the funds accumulated.</p> <p>2. Agreed that the process for member involvement and the spend of CIL is clarified by the relevant Portfolio Holder and a process is created where members under the right criteria can apply for funding.</p>
<p>Castle Curtain wall tender – 19th January 2022</p> <p>RESOLVED that the Committee recommend to Cabinet that:</p> <ol style="list-style-type: none"> 1. Cabinet instruct that the contracted castle architects act as external quality assurance for the works; 2. previous contractors performance be taken into account in the tender appraisal. 	<p>At the Cabinet meeting on 20th January 2022, when the Report was considered, in addition to the recommendations set out in the Report, Cabinet agreed:</p> <ol style="list-style-type: none"> 1. to instruct that the contracted castle architects act as external quality assurance for the works. 2. That previous contractors performance be taken into account in the tender appraisal
<p>Economic Development Service workplan – 16th February 2022</p> <p>RESOLVED that the Committee noted and recommended to Cabinet that:</p> <ol style="list-style-type: none"> 1. A financial contribution be made to support Staffordshire Destination Management Partnership (DMP) for financial year 2022/2023 with delegated authority given to the Assistant Director Growth and Regeneration in consultation with the relevant Portfolio holder(s) to make a decision on extending the contribution into financial years 2023/2025. 2. The package of economic measures detailed in the report focusing on Town Centre businesses and the wider tourism based economy be agreed. 3. The change of focus was noted from the current Start-Up 	<p>[At the Cabinet meeting on 17th March 2022...]</p>

<p>Business grant to the Town Centre Business Grant.</p> <p>4. Organisations which remained at this time subject to investigation by HMRC in respect of any applications for COVID related claims would be ineligible for Town Centre Business Grants.</p>	
--	--

Committee Terms of Reference

The Committee Terms of Reference are set out in Article 6 in the Constitution which can be accessed [here](#).

The Primary Scope, the General Role and the Specific functions detailed in the Constitution have been largely achieved through the Committee's work this year.

Members and Members Attendance

The following sets out the membership and attendance of members at the 9 Committee meetings during 2021/22.

Please note Councillor Daniel Maycock retired from the Committee on 28th February 2022 and Councillor Martin Summers retired from the Committee in February 2022 and Councillors Chris Cooke and John Harper joined the Committee on 28 February 2022 and therefore their attendances are recorded out of the number of meetings they were eligible to attend.

Member	Number of meetings attended
Simon Goodall (Chair)	
Tina Clements (Vice-Chair)	
John Chesworth	
Rosey Claymore	
Chris Cooke	
Andrew Cooper	
John Harper	
Daniel Maycock	
Simon People	
Ben Price	
Martin Summers	

Training and Effectiveness

The Committee members received details on training modules on Scrutiny and Events offered by the Local Government Association.

MembersZone contains links to external training courses available. MembersZone also provides details of the in-house induction and training events run and organised by council officers throughout the year which include overviews from each Executive Director of their directorates and key projects.

No specific in-house scrutiny training was delivered this year as an all Councillor scrutiny training event had been delivered in November 2020.

Work Plan - Items identified for next municipal year

The existing Committee Work Plan is appended as Appendix 1.

Resource Implications

None identified.

Report Author

Councillor S Goodall
Chair of the IS&G Scrutiny Committee

Appendices

Appendix 1 – Committee's Work Plan

Appendix 1 – Committee’s Work Plan

DRAFT

By virtue of paragraph(s) 3 of Part 1 of Schedule 12A of the Local Government Act 1972.

Document is Restricted

This page is intentionally left blank